



Continental
The Future in Motion

2022
1ST EDITION



Passenger & Light Truck Tires **Product Data Guide**

CONTINENTALTIRE.COM



CTA does not recommend replacing one tire at a time on a vehicle. Fitting a vehicle with an improper mix of tire sizes, constructions, and speed ratings can be dangerous. Consult the vehicle owner's manual to determine proper mixing, matching, or when replacing tires with different sizes, constructions, and speed ratings. If all of the ground tires are Not replaced at one time, then at a minimum, CTA recommends replacing all tires on the same axle at one time (See the vehicle owner's manual for 4x4 vehicles for whether there are additional recommendations). This is especially recommended for tires that are listed in this product guide with alternate article numbers. Tires that are identified with alternate article numbers are nearly identical to the tires that they are replacing, but may have slight differences. One difference can be the tread design or pattern which can make the alternate tires incompatible for mixing on the same axle as a different tire.

CONTENTS

PRODUCT OVERVIEW

Product Line Overview.....	4
Technology Overview.....	6
Total Confidence Plan.....	7
Quick Reference Guide.....	8

REPLACEMENT TIRE PRODUCTS

PASSENGER TIRES

ExtremeContact™ Sport Summer Ultra-High Performance.....	20
--	----

PASSENGER/CROSSOVER/LIGHT TRUCK/SUV TIRES

ExtremeContact™ DWS ^{06 Plus} All-Season Ultra-High Performance.....	24
---	----

PASSENGER/CROSSOVER TIRES

PureContact™ LS All-Season Touring.....	28
TrueContact™ Tour All-Season Touring.....	30

CROSSOVER/LIGHT TRUCK/SUV TIRES

CrossContact™ LX ²⁵ All-Season Touring.....	34
TerrainContact™ H/T All-Season Touring.....	36
TerrainContact™ A/T All-Season All-Terrain.....	38

WINTER TIRES

VikingContact™ 7 Passenger/Crossover & LT/SUV Touring.....	40
--	----





ORIGINAL EQUIPMENT PRODUCTS

OE Product Line Overview.....	44
OE Reference Guide Product Line.....	45
OE Reference Guide Vehicle Fitment.....	64






WARRANTY INFORMATION

Limited Warranty & Adjustment Policy.....	82
Tread Wear Conversion Table.....	85

REPLACEMENT PRODUCT LINE OVERVIEW

PRODUCT LINE		TREAD PATTERN	SPEED RATING	UTQG WEAR, TRACTION, TEMPERATURE	MILEAGE WARRANTY* (MILES)	CUSTOMER SATISFACTION TRIAL	
PASSENGER/CROSSOVER & LT/SUV	Ultra-High Performance (SUMMER) <i>Page 20</i>	ExtremeContact™ Sport 	ASYMMETRIC	W Y	340 AA A	30,000	60 DAYS
	<p>A dynamic, ultra-high performance summer tire for passenger cars, the ExtremeContact™ Sport ranges in size from 15-20" rim diameter.</p>						
	Ultra-High Performance (ALL-SEASON) <i>Page 24</i>	ExtremeContact™ DWS^{06 Plus} 	ASYMMETRIC	W Y	560 AA A <small>(≤103 LI)</small> 560 A A <small>(≥104 LI)</small>	50,000	60 DAYS
	<p>A premium, ultra-high performance all-season tire for passenger cars, crossovers and SUVs, the ExtremeContact™ DWS^{06 Plus} ranges in size from 16-22" rim diameter.</p>						
	Touring (ALL-SEASON) <i>Page 28</i>	PureContact™ LS 	ASYMMETRIC	H V	700 A A	70,000	60 DAYS
	<p>A luxury, touring all-season tire for passenger cars and crossovers, the PureContact™ LS ranges in size from 16-20" rim diameter.</p>						
Touring (ALL-SEASON) <i>Page 30</i>	TrueContact™ Tour 	SYMMETRIC	T H V	800 A B <small>(T RATED)</small> 800 A A <small>(H RATED)</small> 700 A A <small>(V RATED)</small>	80,000 <small>(T/H RATED)</small> 70,000 <small>(V RATED)</small>	60 DAYS	
<p>A long-lasting, touring all-season tire for passenger cars and crossovers, the TrueContact™ Tour ranges in size from 15-19" rim diameter. <i>Also available in White Wall (WW)</i></p>							





*Mileage Warranty for the rear axle of split fitments will be 50% of standard tread wearout coverage




PRODUCT LINE		TREAD PATTERN	SPEED RATING	UTQG WEAR, TRACTION, TEMPERATURE	MILEAGE WARRANTY* (MILES)	CUSTOMER SATISFACTION TRIAL
CROSSOVER & LT/SUV	CrossContact™ LX²⁵  Touring (ALL-SEASON) Page 34	SYMMETRIC	T H V	740 A B (T RATED) 740 A A (H/V RATED)	70,000 (T/H RATED) 65,000 (V RATED)	60 DAYS
	A premium, touring all-season tire for crossovers and SUVs, the CrossContact™ LX ²⁵ ranges in size from 16-22" rim diameter. Also available in Black Sidewall (BSW)					
	TerrainContact™ H/T  Touring (ALL-SEASON) Page 36	SYMMETRIC	R S T H	800 A B (T RATED) 720 A A (H RATED)	70,000 (T/H RATED) 60,000 (R/S RATED)	60 DAYS
A premium, touring all-season tire for SUVs and light trucks, the TerrainContact™ H/T ranges in size from 16-22" rim diameter. Also available in Black Sidewall (BSW)						
CROSSOVER & LT/SUV	TerrainContact™ A/T  All-Terrain (ALL-SEASON) Page 38	SYMMETRIC	S T H V	680 A B (S/T RATED) 680 A A (H/V RATED)	60,000	60 DAYS
	A premium, all-terrain all-season tire for crossovers, SUVs and light trucks, the TerrainContact™ A/T ranges in size from 16-22" rim diameter. Also available in Black Sidewall (BSW)					
PASSENGER/CROSSOVER & LT/SUV	VikingContact™ 7  Touring (WINTER, STUDLESS)  Page 40	DIRECTIONAL	T H	N/A	N/A	60 DAYS
	A premium winter tire for passenger cars, crossovers, SUVs and light trucks, the VikingContact™ 7 ranges in size from 15-22" rim diameter.					


*Mileage Warranty for the rear axle of split fitments will be 50% of standard tread wearout coverage.

N/A = Not applicable.

TIRE TECHNOLOGY & FEATURES

TECHNOLOGY	DESCRIPTION	PRODUCT LINES
	<p>Saves fuel</p> <p>Stops shorter on wet roads</p> <p>Extends tread life</p>	<p>CrossContact™ LX²⁵</p> <p>PureContact™ LS</p> <p>TrueContact™ Tour</p>
	<p>Provides responsive handling</p> <p>Grips better on wet roads</p> <p>Extends tread life</p>	<p>ExtremeContact™ DWS^{06 Plus}</p> <p>ExtremeContact™ Sport</p>
	<p>Improves traction and durability</p> <p>Grips better on wet roads</p> <p>Quiets road noise</p>	<p>TerrainContact™ A/T</p> <p>TerrainContact™ H/T</p>
	<p>Keeps tread flexible in cold temperatures</p> <p>Grips better in winter conditions</p> <p>Stops shorter on snow and ice-covered roads</p>	<p>VikingContact™ 7</p>

FEATURES	DESCRIPTION
<p>Tuned Performance Indicators</p> 	<p>D, W and S symbols in the tread disappear when the tire is no longer tuned for optimum performance in either dry (D), wet (W) or snow (S) conditions.</p> <p>Available on:</p> <p>CrossContact™ LX²⁵, ExtremeContact™ DWS^{06 Plus}, ExtremeContact™ Sport*, PureContact™ LS, TrueContact™ Tour</p> <p><i>*ExtremeContact Sport does not depict the (S) symbol for snow.</i></p>
<p>Alignment Verification System</p> 	<p>Indicators in both sides of the tread wear off evenly, ensuring the driver of proper alignment, or wear off unevenly, alerting the driver to check the wheel alignment.</p> <p>Available on:</p> <p>ExtremeContact™ DWS^{06 Plus}, PureContact™ LS, TrueContact™ Tour, CrossContact™ LX²⁵</p>
<p>3-Peak Mountain Snowflake</p> 	<p>Meets the severe snow service requirements of the U.S. Tire Manufacturer's Association (USTMA) and the Tire and Rubber Association of Canada (TRAC).</p> <p>Available on:</p> <p>VikingContact™ 7</p>



CONFIDENCE ON THE ROAD

The purchase of replacement Continental tires provides an extra measure of confidence with the Total Confidence Plan.



Limited Warranty*

All Continental passenger and light truck tires are eligible for the Limited Warranty for a maximum of up to 72 months from the date of purchase. The Limited Warranty allows for free replacement within the first 12 months**.



Mileage Warranty*

Coverage on select replacement products up to 80,000 miles.



Customer Satisfaction Trial*

Continental passenger and light truck tires purchased as replacement bearing the Continental name and D.O.T. serial numbers are covered up to 60 days. Please see Total Confidence Plan brochure for complete details.



Road Hazard Coverage*

Continental's Road Hazard Coverage is unique in the industry because it applies to all Continental passenger and light truck tires that are purchased as replacement, and provides a comparable replacement tire within the first 12 months**.



Flat Tire Roadside Assistance*

Three (3) year complimentary flat change or towing up to 150 miles at no charge. Tires must be registered online at www.totalconfidence-plan.com to qualify for Flat Tire Roadside Assistance. Coverage is valid on replacement passenger and light truck tire purchases made on or after February 1, 2015.



Emergency Trip Interruption Coverage*

Three (3) year complimentary service designed to help reimburse the eligible expenses resulting from a mechanical breakdown during a road trip. Tires must be registered online at www.totalconfidence-plan.com to qualify for Emergency Trip Interruption Coverage. Coverage is valid on replacement passenger and light truck tire purchases made on or after January 1, 2022. Limit \$200.00 per day maximum benefit, and a total annual maximum benefit of \$500.00.

* Restrictions and limitations apply. See Total Confidence Plan for complete coverage details at <https://continentaltire.com/warranty>.

** Coverage is within the first 12 months from the date of purchase or the first 2/32nd of treadwear, whichever comes first.

Copies of this brochure are also available for order through the Dealer Marketing Suite.

For questions or more information on Flat Tire Roadside Assistance or Emergency Trip Interruption Coverage, contact 1.888.990.6125. For all other warranty questions please contact Customer Relations at 1.800.847.3349.

QUICK REFERENCE GUIDE

RIM DIA (IN)	TIRE SIZE	REPLACEMENT TIRES							
		ExtremeContact™ Sport	ExtremeContact™ DWS06Plus	PureContact™ LS	TrueContact™ Tour	CrossContact™ LX25	TerrainContact™ H/T	TerrainContact™ A/T	VikingContact™ 7
22	275/40 ZR 22		●						
	285/40 R 22								
	285/40 ZR 22								
	295/40 R 22								
	325/40 R 22								
	255/45 R 22								
	275/45 R 22								
	285/45 R 22					●	●	●	●
23	335/30 ZR 23								
	295/35 ZR 23								

ORIGINAL EQUIPMENT TIRES										
4x4Contact™ Family	ContiEcoContact™ EP	ContiPremiumContact™ Family	ContiTouringContact™ CV95	ContiTrac™ Family	CrossContact™ Family	ProContact™ Family	sContact™	SportContact™ Family	VanContact™ Family	WinterContact™ Family
					●			●		
								●		
		●						●		
								●		
					●					●
		●								
								●		
								●		

Continental 



PASSENGER | SUMMER | ULTRA-HIGH PERFORMANCE

EXTREMECONTACT™ SPORT

Rim Diameter



15" - 20"

Aspect Ratio



25 - 55

Tread Pattern



Asymmetric

TREADWEAR	TRACTION	TEMPERATURE	SPEED	LOAD INDEX
340	AA	A	W & Y	--

SPORTPLUS+ TECHNOLOGY



- Provides responsive handling
- Grips better on wet roads
- Extends tread life



Tuned Performance Indicators

D and W symbols in the tread disappear when the tire is no longer tuned for optimum performance in either dry (D) or wet (W) conditions.

INCLUDES
30K
MILEAGE
WARRANTY

Benefits

- Excellent product lineup with 75 sizes
- Superior dry and wet handling
- Excellent dry and wet braking
- Exceptional tread life
- Developed by professional racecar drivers
- Preferred tire of:
 - ROUSH Performance
 - BMW Performance Driving School
 - AMG Driving Academy

Sample Vehicle Fitments Include:

- BMW: 3 & 5-Series
- Cadillac CTS
- Chevrolet: Camaro, Corvette
- Ford Mustang
- Honda S2000
- Mazda MX5
- Porsche 911
- Volkswagen Golf GTI



The purchase of replacement Continental tires provides an extra measure of confidence with the Total Confidence Plan.

Restrictions and limitations apply. See Total Confidence Plan for complete coverage details at <https://continentaltire.com/warranty>.



Road Hazard Coverage



60-Day Customer Satisfaction Trial¹



Flat Tire Roadside Assistance



72-Month Limited Warranty



30,000 Mileage Warranty²



Emergency Trip Interruption Coverage

¹ Coverage is within the stated duration from the date of purchase or the first 2/32^{nds} treadwear, whichever comes first.

² Mileage warranty for the rear axle of split fitments will be 50% of standard tread wearout coverage.

EXTREMECONTACT™ SPORT | Product Data

PASSENGER TIRES | SUMMER | ULTRA-HIGH PERFORMANCE

RIM DIA (IN)	ASPECT RATIO (SERIES)	TIRE SIZE	LOAD/SPEED INDEX	LOAD RANGE	SIDEWALL	ARTICLE NUMBER	RIM PROTECTION	TIRE DIA (IN)	TIRE WT (LBS)	MAX PSI	OVERALL SECTION WIDTH (MEASURING RIM) (IN)	APPROVED RIM WIDTHS (IN)	MAX LOAD (LBS)	TREAD DEPTH (32 ^{nds})	REVS PER MILE	
15	50	205/50 ZR 15	86 W	SL	BSW	15507030000	Yes	231	19.2	51.0	8.4 (6.5)	(5.5 - 7.5)	1168	10	900	
	45	205/45 ZR 16	83 W	SL	BSW	15507050000	Yes	233	19.3	51.0	8.1 (7.0)	(6.5 - 7.5)	1074	10	893	
16	50	195/50 ZR 16	84 W	SL	BSW	15507040000	Yes	237	17.2	51.0	7.9 (6.0)	(5.5 - 7.0)	1102	10	877	
	50	225/50 ZR 16	92 W	SL	BSW	15507060000	Yes	249	22.3	51.0	9.2 (7.0)	(6.0 - 8.0)	1389	10	836	
	55	205/55 ZR 16	91 W	SL	BSW	15506540000	Yes	249	21.2	51.0	8.4 (6.5)	(5.5 - 7.5)	1356	10	835	
	40	245/40 ZR 17	91 W	SL	BSW	15506500000	Yes	247	23.0	51.0	9.8 (8.5)	(8.0 - 9.5)	1356	10	840	
17	40	255/40 ZR 17	94 W	SL	BSW	15507110000	Yes	25.0	24.1	51.0	10.2 (9.0)	(8.5 - 10.0)	1477	10	830	
	40	275/40 ZR 17	98 W	SL	BSW	15507120000	Yes	25.7	24.9	51.0	10.9 (9.5)	(9.0 - 11.0)	1653	10	810	
	40	285/40 ZR 17	100 W	SL	BSW	15507130000	Yes	26.0	27.1	51.0	11.4 (10.0)	(9.5 - 11.0)	1764	10	800	
	45	205/45 ZR 17	88 W	XL	BSW	15506560000	Yes	24.3	19.2	50.0	8.1 (7.0)	(6.5 - 7.5)	1235	10	856	
	45	215/45 ZR 17	91 W	XL	BSW	15507080000	Yes	24.6	20.3	51.0	8.4 (7.0)	(7.0 - 8.0)	1356	10	844	
	45	225/45 ZR 17	91 W	SL	BSW	15506470000	Yes	25.0	21.2	51.0	8.9 (7.5)	(7.0 - 8.5)	1356	10	832	
	45	235/45 ZR 17	94 W	SL	BSW	15506480000	Yes	25.3	23.8	51.0	9.3 (8.0)	(7.5 - 9.0)	1477	10	820	
	45	245/45 ZR 17	99 Y	XL	BSW	15507100000	Yes	25.7	23.6	51.0	9.6 (8.0)	(7.5 - 9.0)	1709	10	809	
	45	255/45 ZR 17	98 W	SL	BSW	15506550000	Yes	26.0	24.3	51.0	10.0 (8.5)	(8.0 - 9.5)	1653	10	798	
	50	205/50 ZR 17	93 W	XL	BSW	15507070000	Yes	25.1	20.5	51.0	8.4 (6.5)	(5.5 - 7.5)	1433	10	829	
	50	225/50 ZR 17	94 W	SL	BSW	15507090000	Yes	25.9	22.4	51.0	9.2 (7.0)	(6.0 - 8.0)	1477	10	803	
	18	30	285/30 ZR 18	93 Y	SL	BSW	15507260000	Yes	24.7	24.5	51.0	11.4 (10.0)	(9.5 - 10.5)	1433	10	840
		30	295/30 ZR 18	98 Y	XL	BSW	03113570000	Yes	25.0	25.9	51.0	11.9 (10.5)	(10.0 - 11.0)	1653	10	832
		30	335/30 ZR 18	102 Y	SL	BSW	03113560000	Yes	25.9	30.8	51.0	13.5 (12.0)	(11.5 - 12.5)	1874	10	802
35		245/35 ZR 18	92 Y	XL	BSW	15507170000	Yes	24.8	21.3	51.0	9.8 (8.5)	(8.0 - 9.5)	1389	10	839	
35		255/35 ZR 18	94 Y	XL	BSW	15507190000	Yes	25.0	22.7	51.0	10.2 (9.0)	(8.5 - 10.0)	1477	10	830	
35		265/35 ZR 18	97 Y	XL	BSW	15507220000	Yes	25.3	24.0	51.0	10.7 (9.5)	(9.0 - 10.5)	1609	10	821	
35		275/35 ZR 18	95 Y	SL	BSW	15507240000	Yes	25.6	25.8	51.0	10.9 (9.5)	(9.0 - 11.0)	1521	10	812	
35		295/35 ZR 18	99 Y	SL	BSW	15507280000	Yes	26.1	28.2	51.0	11.9 (10.5)	(10.0 - 11.5)	1709	10	795	
40		215/40 ZR 18	89 Y	XL	BSW	15507140000	Yes	24.8	20.2	51.0	8.6 (7.5)	(7.0 - 8.5)	1279	10	839	
40		225/40 ZR 18	92 Y	XL	BSW	15495980000	Yes	25.1	22.2	51.0	9.1 (8.0)	(7.5 - 9.0)	1389	10	828	
40		235/40 ZR 18	95 Y	XL	BSW	15506530000	Yes	25.4	22.0	51.0	9.5 (8.5)	(8.0 - 9.5)	1521	10	818	
40		245/40 ZR 18	97 Y	XL	BSW	15505140000	Yes	25.7	23.6	51.0	9.8 (8.5)	(8.0 - 9.5)	1609	10	808	
40		255/40 ZR 18	99 Y	XL	BSW	15507200000	Yes	26.0	25.3	51.0	10.2 (9.0)	(8.5 - 10.0)	1709	10	798	
40		265/40 ZR 18	101 Y	XL	BSW	15507230000	Yes	26.3	26.0	51.0	10.7 (9.5)	(9.0 - 10.5)	1819	10	788	
40		275/40 ZR 18	99 Y	SL	BSW	15507250000	Yes	26.7	27.4	51.0	10.9 (9.5)	(9.0 - 11.0)	1709	10	779	
40		285/40 ZR 18	101 Y	SL	BSW	15507270000	Yes	27.0	29.0	51.0	11.4 (10.0)	(9.5 - 11.0)	1819	10	770	
45		225/45 ZR 18	91 Y	SL	BSW	15492510000	Yes	26.0	22.6	51.0	8.9 (7.5)	(7.0 - 8.5)	1356	10	800	
45		245/45 ZR 18	100 Y	XL	BSW	15507180000	Yes	26.7	24.7	51.0	9.6 (8.0)	(7.5 - 9.0)	1764	10	779	
45		255/45 ZR 18	103 Y	XL	BSW	15507210000	Yes	27.0	25.0	51.0	10.0 (8.5)	(8.0 - 9.5)	1929	10	768	
50		235/50 ZR 18	97 Y	SL	BSW	15507160000	Yes	27.3	25.2	51.0	9.6 (7.5)	(6.5 - 8.5)	1609	10	762	
19	30	255/30 ZR 19	91 Y	XL	BSW	15507370000	Yes	25.0	22.5	51.0	10.2 (9.0)	(8.5 - 9.5)	1356	10	830	
	30	275/30 ZR 19	96 Y	XL	BSW	15507400000	Yes	25.5	24.9	51.0	10.9 (9.5)	(9.0 - 10.0)	1565	10	815	
	30	285/30 ZR 19	98 Y	XL	BSW	15507430000	Yes	25.7	25.8	51.0	11.4 (10.0)	(9.5 - 10.5)	1653	10	807	

BSW = Black Sidewall



EXTREMECONTACT™ SPORT | Product Data

PASSENGER TIRES | SUMMER | ULTRA-HIGH PERFORMANCE

RIM DIA (IN)	ASPECT RATIO (SERIES)	TIRE SIZE	LOAD/SPEED INDEX	LOAD RANGE	SIDEWALL	ARTICLE NUMBER	RIM PROTECTION	TIRE DIA (IN)	TIRE WT (LBS)	MAX PSI	OVERALL SECTION WIDTH (MEASURING RIM) (IN)	APPROVED RIM WIDTHS (IN)	MAX LOAD (LBS)	TREAD DEPTH (32 ^{nds})	REVS PER MILE
19	30	305/30 ZR 19	102 Y	XL	BSW	15507450000	Yes	26.2	28.2	51.0	12.3 (11.0)	(10.5 - 11.5)	1874	10	793
	30	325/30 ZR 19	101 Y	SL	BSW	15507460000	Yes	26.7	30.6	51.0	13.0 (11.5)	(11.0 - 12.0)	1819	10	779
	30	355/30 ZR 19	99 Y	LL	BSW	03113580000	Yes	27.4	35.3	44.0	14.2 (12.5)	(12.0 - 13.0)	1709	10	759
	35	225/35 ZR 19	88 Y	XL	BSW	15507310000	Yes	25.2	20.6	51.0	9.1 (8.0)	(7.5 - 9.0)	1235	10	824
	35	235/35 ZR 19	91 Y	XL	BSW	15507330000	Yes	25.5	21.7	51.0	9.5 (8.5)	(8.0 - 9.5)	1356	10	815
	35	245/35 ZR 19	93 Y	XL	BSW	15507350000	Yes	25.8	22.2	51.0	9.8 (8.5)	(8.0 - 9.5)	1433	10	807
	35	255/35 ZR 19	96 Y	XL	BSW	15506510000	Yes	26.0	24.5	51.0	10.2 (9.0)	(8.5 - 10.0)	1565	10	798
	35	265/35 ZR 19	98 Y	XL	BSW	15507380000	Yes	26.3	25.6	51.0	10.7 (9.5)	(9.0 - 10.5)	1653	10	790
	35	275/35 ZR 19	100 Y	XL	BSW	15507410000	Yes	26.6	27.2	51.0	10.9 (9.5)	(9.0 - 11.0)	1764	10	782
	35	285/35 ZR 19	99 Y	SL	BSW	15506520000	Yes	26.9	27.9	51.0	11.4 (10.0)	(9.5 - 11.0)	1709	10	774
	35	295/35 ZR 19	104 Y	XL	BSW	15507440000	Yes	27.1	29.3	51.0	11.9 (10.5)	(10.0 - 11.5)	1984	10	766
	40	225/40 ZR 19	93 Y	XL	BSW	15501610000	Yes	26.1	21.3	51.0	9.1 (8.0)	(7.5 - 9.0)	1433	10	796
	40	235/40 ZR 19	96 Y	XL	BSW	15507340000	Yes	26.4	23.3	51.0	9.5 (8.5)	(8.0 - 9.5)	1565	10	787
	40	245/40 ZR 19	98 Y	XL	BSW	15507360000	Yes	26.7	24.8	51.0	9.8 (8.5)	(8.0 - 9.5)	1653	10	778
	40	255/40 ZR 19	100 Y	XL	BSW	15506490000	Yes	27.0	25.9	51.0	10.2 (9.0)	(8.5 - 10.0)	1764	10	769
	40	265/40 ZR 19	102 Y	XL	BSW	15507390000	Yes	27.3	26.7	51.0	10.7 (9.5)	(9.0 - 10.5)	1874	10	760
	40	275/40 ZR 19	101 Y	SL	BSW	15507420000	Yes	27.7	31.1	51.0	10.9 (9.5)	(9.0 - 11.0)	1819	10	751
	45	225/45 ZR 19	92 Y	SL	BSW	15507320000	Yes	27.0	23.3	51.0	8.9 (7.5)	(7.0 - 8.5)	1389	10	770
	20	25	335/25 ZR 20	99 Y	SL	BSW	15507640000	Yes	26.6	33.9	51.0	13.5 (12.0)	(11.5 - 12.5)	1709	10
30		275/30 ZR 20	97 Y	XL	BSW	15507550000	Yes	26.5	26.1	51.0	10.9 (9.5)	(9.0 - 10.0)	1609	10	784
30		285/30 ZR 20	99 Y	XL	BSW	15507580000	Yes	26.7	27.5	51.0	11.4 (10.0)	(9.5 - 10.5)	1709	10	777
30		295/30 ZR 20	101 Y	XL	BSW	15507600000	Yes	27.0	28.3	51.0	11.9 (10.5)	(10.0 - 11.0)	1819	10	770
30		305/30 ZR 20	103 Y	XL	BSW	15507610000	Yes	27.2	29.8	51.0	12.3 (11.0)	(10.5 - 11.5)	1929	10	764
35		235/35 ZR 20	88 Y	SL	BSW	15507470000	Yes	26.5	22.7	51.0	9.5 (8.5)	(8.0 - 9.5)	1235	10	785
35		245/35 ZR 20	95 Y	XL	BSW	15507480000	Yes	26.8	23.8	51.0	9.8 (8.5)	(8.0 - 9.5)	1521	10	777
35		255/35 ZR 20	97 Y	XL	BSW	15507510000	Yes	27.0	25.1	51.0	10.2 (9.0)	(8.5 - 10.0)	1609	10	769
35		265/35 ZR 20	99 Y	XL	BSW	15507530000	Yes	27.3	26.6	51.0	10.7 (9.5)	(9.0 - 10.5)	1709	10	761
35		275/35 ZR 20	102 Y	XL	BSW	15507560000	Yes	27.6	28.5	51.0	10.9 (9.5)	(9.0 - 11.0)	1874	10	753
35		285/35 ZR 20	100 Y	SL	BSW	15507590000	Yes	27.9	28.6	51.0	11.4 (10.0)	(9.5 - 11.0)	1764	10	746
35		305/35 ZR 20	104 Y	SL	BSW	15507620000	Yes	28.4	32.0	51.0	12.3 (11.0)	(10.0 - 12.0)	1984	10	731
35		315/35 ZR 20	110 Y	XL	BSW	15507630000	Yes	28.7	35.1	51.0	12.6 (11.0)	(10.5 - 12.5)	2337	10	724
40		245/40 ZR 20	99 Y	XL	BSW	15507490000	Yes	27.7	28.4	51.0	9.8 (8.5)	(8.0 - 9.5)	1709	10	750
40		255/40 ZR 20	101 Y	XL	BSW	15507520000	Yes	28.0	26.8	51.0	10.2 (9.0)	(8.5 - 10.0)	1819	10	741
40		275/40 ZR 20	106 Y	XL	BSW	15507570000	Yes	28.7	29.5	51.0	10.9 (9.5)	(9.0 - 11.0)	2094	10	725
45		245/45 ZR 20	103 Y	XL	BSW	15507500000	Yes	28.7	26.6	51.0	9.6 (8.0)	(7.5 - 9.0)	1929	10	724

BSW = Black Sidewall

Continental 



PASSENGER/CROSSOVER & LT/SUV | ALL-SEASON | ULTRA-HIGH PERFORMANCE

EXTREMECONTACT™ DWS⁰⁶ PLUS

Rim Diameter



16" - 22"

Aspect Ratio



25 - 60

Tread Pattern



Asymmetric

TREADWEAR	TRACTION	TEMPERATURE	SPEED	LOAD INDEX
560	AA	A	W & Y	≤ 103
560	A	A	W & Y	≥ 104

INCLUDES
50K
MILEAGE
WARRANTY

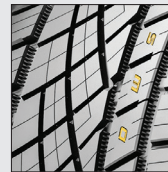
Benefits

- Expanded size lineup with 100 sizes, covering more than 96% of the segment.
- Enhanced dry and wet handling*
- Improved dry and wet braking*
- Improved snow and ice performance*
- Unique, stylish design
- Exceptional tread life

SPORTPLUS+ TECHNOLOGY




- Provides responsive handling
- Grips better on wet roads
- Extends tread life



Tuned Performance Indicators

D, W and S symbols in the tread disappear when the tire is no longer tuned for optimum performance in either dry (D), wet (W) or snow (S) conditions.



Alignment Verification System

Indicators in both sides of the tread wear off evenly, ensuring the driver of proper alignment, or wear off unevenly, alerting the driver to check the wheel alignment.

Sample Vehicle Fitments Include:

- Acura TL
- Audi: Q5, A4, A8
- BMW: 3 Series, X3, X5
- Ford Mustang
- Lexus RX
- Porsche: 911, Macan
- Volkswagen GTI

*Based on internal testing of ExtremeContact™ DWS-06 Plus versus ExtremeContact™ DWS-06 in size 225/45 ZR18. On road results may vary.



The purchase of replacement Continental tires provides an extra measure of confidence with the Total Confidence Plan.

Restrictions and limitations apply. See Total Confidence Plan for complete coverage details at <https://continentaltire.com/warranty>.



Road Hazard Coverage



72-Month Limited Warranty



60-Day Customer Satisfaction Trial¹



50,000 Mileage Warranty²



Flat Tire Roadside Assistance



Emergency Trip Interruption Coverage

¹ Coverage is within the stated duration from the date of purchase or the first 2/32^{nds} treadwear, whichever comes first.

² Mileage warranty for the rear axle of split fitments will be 50% of standard tread wearout coverage.

EXTREMECONTACT™ DWS06 PLUS | Product Data

PASSENGER/CROSSOVER/LIGHT TRUCK/SUV TIRES | ALL-SEASON | ULTRA-HIGH PERFORMANCE

RIM DIA (IN)	ASPECT RATIO (SERIES)	TIRE SIZE	LOAD/SPEED INDEX	LOAD RANGE	SIDEWALL	ARTICLE NUMBER	RIM PROTECTION	TIRE DIA (IN)	TIRE WT (LBS)	MAX PSI	OVERALL SECTION WIDTH (MEASURING RIM) (IN)	APPROVED RIM WIDTHS (IN)	MAX LOAD (LBS)	TREAD DEPTH (32 ND S)	REVS PER MILE
16	45	205/45 ZR 16	83 W	SL	BSW	15572620000	Yes	23.3	19.3	51.0	8.1 (7.0)	(6.5 - 7.5)	1074	10	893
	50	195/50 ZR 16	84 W	SL	BSW	15572610000	Yes	23.7	18.4	51.0	7.9 (6.0)	(5.5 - 7.0)	1102	10	877
	50	205/50 ZR 16	87 W	SL	BSW	15572640000	Yes	24.1	21.0	51.0	8.4 (6.5)	(5.5 - 7.5)	1201	10	863
	50	225/50 ZR 16	92 W	SL	BSW	15572790000	Yes	24.9	22.6	51.0	9.2 (7.0)	(6.0 - 8.0)	1389	10	836
	55	205/55 ZR 16	91 W	SL	BSW	15572660000	Yes	24.9	21.1	51.0	8.4 (6.5)	(5.5 - 7.5)	1356	10	835
	55	215/55 ZR 16	93 W	SL	BSW	15572710000	Yes	25.3	21.8	51.0	8.9 (7.0)	(6.0 - 7.5)	1433	10	821
	55	225/55 ZR 16	95 W	SL	BSW	15572820000	Yes	25.7	23.3	51.0	9.2 (7.0)	(6.0 - 8.0)	1521	10	807
17	40	245/40 ZR 17	91 W	SL	BSW	15572990000	Yes	24.7	23.7	51.0	9.8 (8.5)	(8.0 - 9.5)	1356	10	840
	40	255/40 ZR 17	94 W	SL	BSW	15573150000	Yes	25.0	24.9	51.0	10.2 (9.0)	(8.5 - 10.0)	1477	10	830
	45	205/45 ZR 17	88 W	XL	BSW	15572630000	Yes	24.3	20.2	51.0	8.1 (7.0)	(6.5 - 7.5)	1235	10	856
	45	215/45 ZR 17	91 W	XL	BSW	15572680000	Yes	24.6	21.0	51.0	8.4 (7.0)	(7.0 - 8.0)	1356	10	844
	45	225/45 ZR 17	91 W	SL	BSW	15572750000	Yes	25.0	22.5	51.0	8.9 (7.5)	(7.0 - 8.5)	1356	10	832
	45	235/45 ZR 17	94 W	SL	BSW	15572870000	Yes	25.3	23.6	51.0	9.3 (8.0)	(7.5 - 9.0)	1477	10	820
	45	245/45 ZR 17	99 Y	XL	BSW	15573030000	Yes	25.7	25.3	51.0	9.6 (8.0)	(7.5 - 9.0)	1709	10	809
	45	255/45 ZR 17	98 W	SL	BSW	15573180000	Yes	26.0	25.6	51.0	10.0 (8.5)	(8.0 - 9.5)	1653	10	798
	50	205/50 ZR 17	93 W	XL	BSW	15572650000	Yes	25.1	22.4	51.0	8.4 (6.5)	(5.5 - 7.5)	1433	10	829
	50	215/50 ZR 17	95 W	XL	BSW	15572700000	Yes	25.5	22.2	51.0	8.9 (7.0)	(6.0 - 7.5)	1521	10	816
	50	225/50 ZR 17	94 W	SL	BSW	15572800000	Yes	25.9	23.0	51.0	9.2 (7.0)	(6.0 - 8.0)	1477	10	803
	50	235/50 ZR 17	96 W	SL	BSW	15572890000	Yes	26.3	24.6	51.0	9.6 (7.5)	(6.5 - 8.5)	1565	10	791
	50	245/50 ZR 17	99 W	SL	BSW	15573070000	Yes	26.6	25.9	51.0	10.0 (7.5)	(7.0 - 8.5)	1709	10	780
	55	215/55 ZR 17	94 W	SL	BSW	15572720000	Yes	26.3	22.8	51.0	8.9 (7.0)	(6.0 - 7.5)	1477	10	790
	55	225/55 ZR 17	97 W	SL	BSW	15572830000	Yes	26.7	24.8	51.0	9.2 (7.0)	(6.0 - 8.0)	1609	10	777
	55	235/55 ZR 17	99 W	SL	BSW	15572910000	Yes	27.2	25.7	51.0	9.6 (7.5)	(6.5 - 8.5)	1709	10	764
18	35	245/35 ZR 18	92 Y	XL	BSW	15572950000	Yes	24.8	21.5	51.0	9.8 (8.5)	(8.0 - 9.5)	1389	10	839
	35	255/35 ZR 18	94 Y	XL	BSW	15573120000	Yes	25.0	22.6	51.0	10.2 (9.0)	(8.5 - 10.0)	1477	10	830
	35	265/35 ZR 18	97 Y	XL	BSW	15573280000	Yes	25.3	23.4	51.0	10.7 (9.5)	(9.0 - 10.5)	1609	10	821
	35	275/35 ZR 18	95 Y	SL	BSW	15573380000	Yes	25.6	24.4	51.0	10.9 (9.5)	(9.0 - 11.0)	1521	10	812
	35	285/35 ZR 18	101 Y	XL	BSW	15573500000	Yes	25.9	24.8	51.0	11.4 (10.0)	(9.5 - 11.0)	1819	10	803
	35	295/35 ZR 18	99 Y	SL	BSW	15573550000	Yes	26.1	26.3	51.0	11.9 (10.5)	(10.0 - 11.5)	1709	10	795
	40	215/40 ZR 18	89 Y	XL	BSW	15572670000	Yes	24.8	20.4	51.0	8.6 (7.5)	(7.0 - 8.5)	1279	10	839
	40	225/40 ZR 18	92 Y	XL	BSW	15572730000	Yes	25.1	23.6	51.0	9.1 (8.0)	(7.5 - 9.0)	1389	10	828
	40	235/40 ZR 18	95 Y	XL	BSW	15572850000	Yes	25.4	22.7	51.0	9.5 (8.5)	(8.0 - 9.5)	1521	10	818
	40	245/40 ZR 18	97 Y	XL	BSW	15573000000	Yes	25.7	23.7	51.0	9.8 (8.5)	(8.0 - 9.5)	1609	10	808
	40	255/40 ZR 18	99 Y	XL	BSW	15573160000	Yes	26.0	24.7	51.0	10.2 (9.0)	(8.5 - 10.0)	1709	10	798
	40	265/40 ZR 18	101 Y	XL	BSW	15573320000	Yes	26.3	26.5	51.0	10.7 (9.5)	(9.0 - 10.5)	1819	10	788
	40	275/40 ZR 18	99 Y	SL	BSW	15573410000	Yes	26.7	26.8	51.0	10.9 (9.5)	(9.0 - 11.0)	1709	10	779
	45	215/45 ZR 18	93 Y	XL	BSW	15572690000	Yes	25.6	22.2	50.0	8.4 (7.0)	(7.0 - 8.0)	1433	10	811
	45	225/45 ZR 18	91 Y	SL	BSW	15572760000	Yes	26.0	23.5	51.0	8.9 (7.5)	(7.0 - 8.5)	1356	10	800
	45	235/45 ZR 18	98 Y	XL	BSW	15572880000	Yes	26.3	23.7	51.0	9.3 (8.0)	(7.5 - 9.0)	1653	10	789
	45	245/45 ZR 18	100 Y	XL	BSW	15573040000	Yes	26.7	24.4	51.0	9.6 (8.0)	(7.5 - 9.0)	1764	10	779

BSW = Black Sidewall



EXTREMECONTACT™ DWS06 PLUS | Product Data

PASSENGER/CROSSOVER/LIGHT TRUCK/SUV TIRES | ALL-SEASON | ULTRA-HIGH PERFORMANCE

RIM DIA (IN)	ASPECT RATIO (SERIES)	TIRE SIZE	LOAD/SPEED INDEX	LOAD RANGE	SIDEWALL	ARTICLE NUMBER	RIM PROTECTION	TIRE DIA (IN)	TIRE WT (LBS)	MAX PSI	OVERALL SECTION WIDTH (MEASURING RIM) (IN)	APPROVED RIM WIDTHS (IN)	MAX LOAD (LBS)	TREAD DEPTH (32nds)	REVS PER MILE
18	45	255/45 ZR 18	103 Y	XL	BSW	15573190000	Yes	27.0	25.6	51.0	10.0 (8.5)	(8.0 - 9.5)	1929	10	768
	50	225/50 ZR 18	95 W	SL	BSW	15572810000	Yes	26.9	24.5	51.0	9.2 (7.0)	(6.0 - 8.0)	1521	10	773
	50	235/50 ZR 18	97 W	SL	BSW	15572900000	Yes	27.3	25.3	51.0	9.6 (7.5)	(6.5 - 8.5)	1609	10	762
	50	245/50 ZR 18	100 W	SL	BSW	15573080000	Yes	27.6	27.3	51.0	10.0 (7.5)	(7.0 - 8.5)	1764	10	751
	55	235/55 ZR 18	100 W	SL	BSW	15572920000	Yes	28.2	27.2	51.0	9.6 (7.5)	(6.5 - 8.5)	1764	10	737
	55	245/55 ZR 18	103 W	SL	BSW	15573100000	Yes	28.6	29.1	51.0	10.0 (7.5)	(7.0 - 8.5)	1929	10	726
	55	255/55 ZR 18	109 W	XL	BSW	15573240000	Yes	29.0	30.2	51.0	10.4 (8.0)	(7.0 - 9.0)	2271	10	715
	60	235/60 ZR 18	107 W	XL	BSW	15572940000	Yes	29.1	28.8	51.0	9.4 (7.0)	(6.5 - 8.5)	2149	10	714
19	30	265/30 ZR 19	93 Y	XL	BSW	15573250000	Yes	25.3	22.9	51.0	10.7 (9.5)	(9.0 - 10.0)	1433	10	822
	30	275/30 ZR 19	96 Y	XL	BSW	15573360000	Yes	25.5	24.2	51.0	10.9 (9.5)	(9.0 - 10.0)	1565	10	815
	30	285/30 ZR 19	98 Y	XL	BSW	15573470000	Yes	25.7	25.0	51.0	11.4 (10.0)	(9.5 - 10.5)	1653	10	807
	35	235/35 ZR 19	91 Y	XL	BSW	15572840000	Yes	25.5	20.9	51.0	9.5 (8.5)	(8.0 - 9.5)	1356	10	815
	35	245/35 ZR 19	93 Y	XL	BSW	15572960000	Yes	25.8	22.2	51.0	9.8 (8.5)	(8.0 - 9.5)	1433	10	807
	35	255/35 ZR 19	96 Y	XL	BSW	15573130000	Yes	26.0	24.4	51.0	10.2 (9.0)	(8.5 - 10.0)	1565	10	798
	35	265/35 ZR 19	98 Y	XL	BSW	15573290000	Yes	26.3	24.5	51.0	10.7 (9.5)	(9.0 - 10.5)	1653	10	790
	35	275/35 ZR 19	100 Y	XL	BSW	15573390000	Yes	26.6	25.8	51.0	10.9 (9.5)	(9.0 - 11.0)	1764	10	782
	35	285/35 ZR 19	99 Y	SL	BSW	15573510000	Yes	26.9	26.9	51.0	11.4 (10.0)	(9.5 - 11.0)	1709	10	774
	40	225/40 ZR 19	93 Y	XL	BSW	15572740000	Yes	26.1	22.4	51.0	9.1 (8.0)	(7.5 - 9.0)	1433	10	796
	40	235/40 ZR 19	96 W	XL	BSW	15572860000	Yes	26.4	23.5	51.0	9.5 (8.5)	(8.0 - 9.5)	1565	10	787
	40	245/40 ZR 19	98 Y	XL	BSW	15573010000	Yes	26.7	24.9	51.0	9.8 (8.5)	(8.0 - 9.5)	1653	10	778
	40	255/40 ZR 19	100 Y	XL	BSW	15573170000	Yes	27.0	25.9	51.0	10.2 (9.0)	(8.5 - 10.0)	1764	10	769
	40	275/40 ZR 19	101 Y	SL	BSW	15573420000	Yes	27.7	28.6	51.0	10.9 (9.5)	(9.0 - 11.0)	1819	10	751
	45	225/45 ZR 19	92 W	SL	BSW	15572780000	Yes	27.0	24.5	51.0	8.9 (7.5)	(7.0 - 8.5)	1389	10	770
	45	245/45 ZR 19	98 Y	SL	BSW	15573050000	Yes	27.7	25.6	51.0	9.6 (8.0)	(7.5 - 9.0)	1653	10	750
	45	255/45 ZR 19	104 W	XL	BSW	15573200000	Yes	28.0	28.0	51.0	10.0 (8.5)	(8.0 - 9.5)	1984	10	741
	45	275/45 ZR 19	108 W	XL	BSW	15573450000	Yes	28.7	31.5	51.0	10.7 (9.0)	(8.5 - 10.5)	2205	10	723
	50	245/50 ZR 19	105 Y	XL	BSW	15573090000	Yes	28.6	29.1	51.0	10.0 (7.5)	(7.0 - 8.5)	2039	10	725
	50	255/50 ZR 19	107 W	XL	BSW	15573220000	Yes	29.0	30.4	51.0	10.4 (8.0)	(7.0 - 9.0)	2149	10	715
55	235/55 ZR 19	105 W	XL	BSW	15572930000	Yes	29.2	28.9	51.0	9.6 (7.5)	(6.5 - 8.5)	2039	10	712	
20	25	335/25 ZR 20	99 Y	SL	BSW	15573620000	Yes	26.6	29.1	51.0	13.5 (12.0)	(11.5 - 12.5)	1709	10	781
	30	275/30 ZR 20	97 Y	XL	BSW	15573370000	Yes	26.5	24.4	51.0	10.9 (9.5)	(9.0 - 10.0)	1609	10	784
	30	285/30 ZR 20	99 Y	XL	BSW	15573480000	Yes	26.7	25.9	51.0	11.4 (10.0)	(9.5 - 10.5)	1709	10	777
	30	295/30 ZR 20	101 Y	XL	BSW	15573540000	Yes	27.0	28.1	51.0	11.9 (10.5)	(10.0 - 11.0)	1819	10	770
	30	305/30 ZR 20	103 Y	XL	BSW	15573600000	Yes	27.2	28.0	51.0	12.3 (11.0)	(10.5 - 11.5)	1929	10	764
	35	245/35 ZR 20	95 Y	XL	BSW	15572970000	Yes	26.8	23.3	51.0	9.8 (8.5)	(8.0 - 9.5)	1521	10	777
	35	255/35 ZR 20	97 Y	XL	BSW	15573140000	Yes	27.0	25.2	51.0	10.2 (9.0)	(8.5 - 10.0)	1609	10	769
	35	265/35 ZR 20	99 Y	XL	BSW	15573300000	Yes	27.3	26.0	51.0	10.7 (9.5)	(9.0 - 10.5)	1709	10	761
	35	275/35 ZR 20	102 Y	XL	BSW	15573400000	Yes	27.6	28.9	51.0	10.9 (9.5)	(9.0 - 11.0)	1874	10	753
	35	315/35 ZR 20	110 Y	XL	BSW	15573610000	Yes	28.7	32.2	51.0	12.6 (11.0)	(10.5 - 12.5)	2337	10	724
	40	245/40 ZR 20	99 Y	XL	BSW	15573020000	Yes	27.7	25.1	51.0	9.8 (8.5)	(8.0 - 9.5)	1709	10	750
	40	275/40 ZR 20	106 Y	XL	BSW	15573430000	Yes	28.7	28.7	51.0	10.9 (9.5)	(9.0 - 11.0)	2094	10	725
	40	295/40 ZR 20	110 W	XL	BSW	15573570000	Yes	29.3	33.1	51.0	11.9 (10.5)	(10.0 - 11.5)	2337	10	709
	45	245/45 ZR 20	103 Y	XL	BSW	15573060000	Yes	28.7	25.1	51.0	9.6 (8.0)	(7.5 - 9.0)	1929	10	724
	45	255/45 ZR 20	105 Y	XL	BSW	15573210000	Yes	29.0	27.3	51.0	10.0 (8.5)	(8.0 - 9.5)	2039	10	715
	45	265/45 ZR 20	104 Y	SL	BSW	15573350000	Yes	29.4	30.1	51.0	10.5 (9.0)	(8.5 - 10.0)	1984	10	707

BSW = Black Sidewall

EXTREMECONTACT™ DWS06 PLUS | Product Data

PASSENGER/CROSSOVER/LIGHT TRUCK/SUV TIRES | ALL-SEASON | ULTRA-HIGH PERFORMANCE

RIM DIA (IN)	ASPECT RATIO (SERIES)	TIRE SIZE	LOAD/SPEED INDEX	LOAD RANGE	SIDEWALL	ARTICLE NUMBER	RIM PROTECTION	TIRE DIA (IN)	TIRE WT (LBS)	MAX PSI	OVERALL SECTION WIDTH (MEASURING RIM) (IN)	APPROVED RIM WIDTHS (IN)	MAX LOAD (LBS)	TREAD DEPTH (32 ^{nds})	REVS PER MILE
20	45	275/45 ZR 20	110 W	XL	BSW	15573460000	Yes	29.7	30.6	51.0	10.7 (9.0)	(8.5 - 10.5)	2337	10	698
	45	295/45 ZR 20	114 W	XL	BSW	15573590000	Yes	30.5	37.2	51.0	11.7 (10.0)	(9.5 - 11.0)	2601	10	682
	50	255/50 ZR 20	109 Y	XL	BSW	15573230000	Yes	30.0	30.8	51.0	10.4 (8.0)	(7.0 - 9.0)	2271	10	692
21	35	245/35 ZR 21	96 Y	XL	BSW	15572980000	Yes	27.8	23.6	51.0	9.8 (8.5)	(8.0 - 9.5)	1565	10	749
	35	295/35 ZR 21	107 Y	XL	BSW	15573560000	Yes	29.1	30.3	51.0	11.9 (10.5)	(10.0 - 11.5)	2149	10	713
	40	265/40 ZR 21	105 W	XL	BSW	15573330000	Yes	29.3	29.6	51.0	10.7 (9.5)	(9.0 - 10.5)	2039	10	708
	40	295/40 ZR 21	111 Y	XL	BSW	15573580000	Yes	30.3	35.6	51.0	11.9 (10.5)	(10.0 - 11.5)	2403	10	686
22	25	295/25 ZR 22	97 Y	XL	BSW	15573530000	Yes	27.8	26.5	51.0	11.9 (10.5)	(10.0 - 11.0)	1609	10	747
	30	255/30 ZR 22	95 Y	XL	BSW	15573110000	Yes	28.0	24.7	51.0	10.2 (9.0)	(8.5 - 9.5)	1521	10	741
	30	265/30 ZR 22	97 Y	XL	BSW	15573260000	Yes	28.3	25.9	51.0	10.7 (9.5)	(9.0 - 10.0)	1609	10	735
	30	285/30 ZR 22	101 Y	XL	BSW	15573490000	Yes	28.7	27.6	51.0	11.4 (10.0)	(9.5 - 10.5)	1819	10	723
	35	265/35 ZR 22	102 W	XL	BSW	15573310000	Yes	29.3	28.1	51.0	10.7 (9.5)	(9.0 - 10.5)	1874	10	709
	35	285/35 ZR 22	106 W	XL	BSW	15573520000	Yes	29.9	31.1	51.0	11.4 (10.0)	(9.5 - 11.0)	2094	10	696
	40	265/40 ZR 22	106 W	XL	BSW	15573340000	Yes	30.3	31.1	51.0	10.7 (9.5)	(9.0 - 10.5)	2094	10	685
	40	275/40 ZR 22	108 W	XL	BSW	15573440000	Yes	30.7	32.2	51.0	10.9 (9.5)	(9.0 - 11.0)	2205	10	678

BSW = Black Sidewall



PASSENGER & CROSSOVER | ALL-SEASON | TOURING

PURECONTACT™ LS

Rim Diameter



16" - 20"

Aspect Ratio



40 - 60

Tread Pattern



Asymmetric

TREADWEAR	TRACTION	TEMPERATURE	SPEED	LOAD INDEX
700	A	A	H & V	--

INCLUDES
70K
MILEAGE
WARRANTY


Benefits

- Best-in-class wet braking*
- Exceptional tread life
- Optimal traction in light snow
- Low road noise



ECOPLUS+ TECHNOLOGY

- Saves fuel
- Stops shorter on wet roads
- Extends tread life



Tuned Performance Indicators

D, W and S symbols in the tread disappear when the tire is no longer tuned for optimum performance in either dry (D), wet (W) or snow (S) conditions.



Alignment Verification System

Indicators in both sides of the tread wear off evenly, ensuring the driver of proper alignment, or wear off unevenly, alerting the driver to check the wheel alignment.

Sample Vehicle Fitments Include:

- Acura: TL, RDX, MDX
- Cadillac: DTS, STS
- Infiniti: G35, G37, Q45
- Lexus: ES, GS, LS
- Lincoln: MKZ, LS

*Based on internal wet braking results Continental PureContact LS size 245/45R18 vs. Michelin Premier A/S size 245/45R18, Pirelli Cinturato P7 A/S Plus size 245/45R18. Wet braking results on both low mu and high mu values. On road results may vary.



The purchase of replacement Continental tires provides an extra measure of confidence with the Total Confidence Plan.

Restrictions and limitations apply. See Total Confidence Plan for complete coverage details at <https://continentaltire.com/warranty>.



Road Hazard Coverage



72-Month Limited Warranty



60-Day Customer Satisfaction Trial¹



70,000 Mileage Warranty²



Flat Tire Roadside Assistance



Emergency Trip Interruption Coverage

¹ Coverage is within the stated duration from the date of purchase or the first 2/32^{nds} treadwear, whichever comes first.

² Mileage warranty for the rear axle of split fitments will be 50% of standard tread wearout coverage.

PURECONTACT™ LS | Product Data

PASSENGER/CROSSOVER TIRES | ALL-SEASON | TOURING

RIM DIA (IN)	ASPECT RATIO (SERIES)	TIRE SIZE	LOAD/SPEED INDEX	LOAD RANGE	SIDEWALL	ARTICLE NUMBER	RIM PROTECTION	TIRE DIA (IN)	TIRE WT (LBS)	MAX PSI	OVERALL SECTION WIDTH (MEASURING RIM) (IN)	APPROVED RIM WIDTHS (IN)	MAX LOAD (LBS)	TREAD DEPTH (32 ^{nds})	REVS PER MILE
16	55	195/55 R 16	87 V	SL	BSW	15509360000	Yes	24.4	18.6	51.0	7.9 (6.0)	(5.5 - 7.0)	1201	10	850
	55	205/55 R 16	91 V	SL	BSW	15508060000	Yes	24.9	20.2	51.0	8.4 (6.5)	(5.5 - 7.5)	1356	10	835
	60	205/60 R 16	92 V	SL	BSW	15508120000	No	25.7	19.6	51.0	8.2 (6.0)	(5.5 - 7.5)	1389	10	809
	60	215/60 R 16	95 V	SL	BSW	15508210000	No	26.2	21.7	51.0	8.7 (6.5)	(6.0 - 7.5)	1521	10	794
17	45	225/45 R 17	91 H	SL	BSW	15508230000	Yes	25.0	22.2	51.0	8.9 (7.5)	(7.0 - 8.5)	1356	10	832
	45	225/45 R 17	91 V	SL	BSW	15508240000	Yes	25.0	22.2	51.0	8.9 (7.5)	(7.0 - 8.5)	1356	10	832
	45	235/45 R 17	94 H	SL	BSW	15508370000	Yes	25.3	23.3	51.0	9.3 (8.0)	(7.5 - 9.0)	1477	10	820
	45	235/45 R 17	97 V	XL	BSW	15509200000	Yes	25.3	23.3	51.0	9.3 (8.0)	(7.5 - 9.0)	1609	10	820
	45	245/45 R 17	99 V	XL	BSW	15508810000	Yes	25.7	24.4	51.0	9.6 (8.0)	(7.5 - 9.0)	1709	10	809
	50	205/50 R 17	93 V	XL	BSW	15508050000	Yes	25.1	20.6	51.0	8.4 (6.5)	(5.5 - 7.5)	1433	10	829
	50	215/50 R 17	95 V	XL	BSW	15508130000	Yes	25.5	21.6	51.0	8.9 (7.0)	(6.0 - 7.5)	1521	10	816
	50	225/50 R 17	98 V	XL	BSW	15508300000	Yes	25.9	23.2	51.0	9.2 (7.0)	(6.0 - 8.0)	1653	10	803
	50	235/50 R 17	96 V	SL	BSW	15508440000	Yes	26.3	23.4	51.0	9.6 (7.5)	(6.5 - 8.5)	1565	10	791
	50	245/50 R 17	99 V	SL	BSW	15508860000	Yes	26.6	26.6	51.0	10.0 (7.5)	(7.0 - 8.5)	1709	10	780
	55	215/55 R 17	94 V	SL	BSW	15508150000	Yes	26.3	22.1	51.0	8.9 (7.0)	(6.0 - 7.5)	1477	10	790
	55	225/55 R 17	97 V	SL	BSW	15508310000	Yes	26.7	23.7	51.0	9.2 (7.0)	(6.0 - 8.0)	1609	10	777
18	40	225/40 R 18	92 V	XL	BSW	15509180000	Yes	25.1	21.1	51.0	9.1 (8.0)	(7.5 - 9.0)	1389	10	828
	40	245/40 R 18	97 V	XL	BSW	15508790000	Yes	25.7	24.7	51.0	9.8 (8.5)	(8.0 - 9.5)	1609	10	808
	45	225/45 R 18	91 V	SL	BSW	15508280000	Yes	26.0	23.8	51.0	8.9 (7.5)	(7.0 - 8.5)	1356	10	800
	45	235/45 R 18	94 V	SL	BSW	15508400000	Yes	26.3	24.8	51.0	9.3 (8.0)	(7.5 - 9.0)	1477	10	789
	45	245/45 R 18	100 V	XL	BSW	15508820000	Yes	26.7	26.1	51.0	9.6 (8.0)	(7.5 - 9.0)	1764	10	779
	50	235/50 R 18	97 V	SL	BSW	15508770000	Yes	27.3	24.6	51.0	9.6 (7.5)	(6.5 - 8.5)	1609	10	762
	50	245/50 R 18	100 V	SL	BSW	15509140000	Yes	27.6	26.9	51.0	10.0 (7.5)	(7.0 - 8.5)	1764	10	751
	55	235/55 R 18	100 V	SL	BSW	15508780000	Yes	28.2	25.6	51.0	9.6 (7.5)	(6.5 - 8.5)	1764	10	737
19	40	235/40 R 19	96 V	XL	BSW	15509190000	Yes	26.4	22.7	51.0	9.5 (8.5)	(8.0 - 9.5)	1565	10	787
	40	245/40 R 19	98 V	XL	BSW	15508800000	Yes	26.7	25.1	51.0	9.8 (8.5)	(8.0 - 9.5)	1653	10	778
	45	245/45 R 19	102 V	XL	BSW	15509350000	Yes	27.7	26.9	51.0	9.6 (8.0)	(7.5 - 9.0)	1874	10	750
	45	255/45 R 19	100 V	SL	BSW	15509150000	Yes	28.0	27.5	51.0	10.0 (8.5)	(8.0 - 9.5)	1764	10	741
20	45	245/45 R 20	99 V	SL	BSW	15508830000	Yes	28.7	26.5	51.0	9.6 (8.0)	(7.5 - 9.0)	1709	10	724

BSW = Black Sidewall





PASSENGER & CROSSOVER | ALL-SEASON | TOURING

TRUECONTACT™ TOUR

Rim Diameter



15" - 19"

Aspect Ratio



45 - 65

Tread Pattern



Symmetric

TREADWEAR	TRACTION	TEMPERATURE	SPEED	LOAD INDEX
800	A	A	H	--
800	A	B	T	--
700	A	A	V	--

GET UP TO
80K
MILEAGE
WARRANTY
80,000 (T/H)
70,000 (V)


Benefits

- Exceptional tread life
- Excellent wet braking and handling
- Optimal traction in light snow
- Low road noise




ECOPLUS+ TECHNOLOGY

- Saves fuel
- Stops shorter on wet roads
- Extends tread life



Tuned Performance Indicators

D, W and S symbols in the tread disappear when the tire is no longer tuned for optimum performance in either dry (D), wet (W) or snow (S) conditions.



Alignment Verification System

Indicators in both sides of the tread wear off evenly, ensuring the driver of proper alignment, or wear off unevenly, alerting the driver to check the wheel alignment.

Sample Vehicle Fitments Include:

- Buick
- Chevrolet
- Chrysler
- Ford
- Honda
- Hyundai
- MINI
- Nissan
- Subaru
- Toyota
- Volkswagen



The purchase of replacement Continental tires provides an extra measure of confidence with the Total Confidence Plan.

Restrictions and limitations apply. See Total Confidence Plan for complete coverage details at <https://continentaltire.com/warranty>.



Road Hazard Coverage



60-Day Customer Satisfaction Trial¹



Flat Tire Roadside Assistance



72-Month Limited Warranty



Up to 80,000 Mileage Warranty²



Emergency Trip Interruption Coverage

¹ Coverage is within the stated duration from the date of purchase or the first 2/32^{nds} treadwear, whichever comes first.

² Mileage warranty for the rear axle of split fitments will be 50% of standard tread wearout coverage.

TRUECONTACT™ TOUR | Product Data

PASSENGER & CROSSOVER TIRES | ALL-SEASON | TOURING

RIM DIA (IN)	ASPECT RATIO (SERIES)	TIRE SIZE	LOAD/SPEED INDEX	LOAD RANGE	SIDEWALL	ARTICLE NUMBER	RIM PROTECTION	TIRE DIA (IN)	TIRE WT (LBS)	MAX PSI	OVERALL SECTION WIDTH (MEASURING RIM) (IN)	APPROVED RIM WIDTHS (IN)	MAX LOAD (LBS)	TREAD DEPTH (32 ND S)	REVS PER MILE
15	60	195/60 R 15	88 T	SL	BSW	15494610000	No	242	17.4	44.0	7.9 (6.0)	(5.5 - 7.0)	1235	11	858
	65	175/65 R 15	84 H	SL	BSW	15570010000	No	240	15.8	51.0	7.0 (5.0)	(5.0 - 6.0)	1102	11	867
	65	185/65 R 15	88 H	SL	BSW	15493000000	No	245	16.8	51.0	7.4 (5.5)	(5.0 - 6.5)	1235	11	849
	65	185/65 R 15	88 T	SL	BSW	15492590000	No	245	16.8	44.0	7.4 (5.5)	(5.0 - 6.5)	1235	11	849
	65	195/65 R 15	91 H	SL	BSW	15494770000	No	250	17.9	51.0	7.9 (6.0)	(5.5 - 7.0)	1356	11	832
	65	195/65 R 15	91 T	SL	BSW	15494630000	No	250	17.8	44.0	7.9 (6.0)	(5.5 - 7.0)	1356	11	832
16	55	205/55 R 16	91 H	SL	BSW	15494810000	Yes	249	20.5	51.0	8.4 (6.5)	(5.5 - 7.5)	1356	11	835
	55	215/55 R 16	97 H	XL	BSW	15504770000	Yes	253	23.3	51.0	8.9 (7.0)	(6.0 - 7.5)	1609	11	821
	60	205/60 R 16	92 H	SL	BSW	15495480000	No	257	19.2	51.0	8.2 (6.0)	(5.5 - 7.5)	1389	11	809
	60	205/60 R 16	92 T	SL	BSW	15495300000	No	257	19.2	44.0	8.2 (6.0)	(5.5 - 7.5)	1389	11	809
	60	215/60 R 16	95 H	SL	BSW	15505060000	No	262	22.2	51.0	8.7 (6.5)	(6.0 - 7.5)	1521	11	794
	60	215/60 R 16	95 T	SL	BSW	15496400000	No	262	22.2	44.0	8.7 (6.5)	(6.0 - 7.5)	1521	11	794
	60	225/60 R 16	98 H	SL	BSW	15499270000	No	266	23.1	51.0	9.0 (6.5)	(6.0 - 8.0)	1653	11	780
	60	225/60 R 16	98 T	SL	WW	15570550000	No	266	23.4	44.0	9.0 (6.5)	(6.0 - 8.0)	1653	11	780
	60	225/60 R 16	98 T	SL	BSW	15498610000	No	266	23.1	44.0	9.0 (6.5)	(6.0 - 8.0)	1653	11	780
	65	205/65 R 16	95 H	SL	BSW	15505030000	No	265	19.8	51.0	8.2 (6.0)	(5.5 - 7.5)	1521	11	784
	65	205/65 R 16	95 T	SL	BSW	15495490000	No	265	19.7	44.0	8.2 (6.0)	(5.5 - 7.5)	1521	11	784
	65	215/65 R 16	98 H	SL	BSW	15496980000	No	270	22.1	51.0	8.7 (6.5)	(6.0 - 7.5)	1653	11	769
	65	215/65 R 16	98 T	SL	BSW	15496560000	No	270	21.6	44.0	8.7 (6.5)	(6.0 - 7.5)	1653	11	769
	65	225/65 R 16	100 T	SL	BSW	15500470000	No	275	24.1	44.0	9.0 (6.5)	(6.0 - 8.0)	1764	11	755
	65	235/65 R 16	103 T	SL	BSW	15501180000	No	280	26.3	44.0	9.4 (7.0)	(6.5 - 8.5)	1929	11	741
17	45	215/45 R 17	87 V	SL	BSW	15495500000	Yes	246	20.8	51.0	8.4 (7.0)	(7.0 - 8.0)	1201	11	844
	50	225/50 R 17	94 H	SL	BSW	15570040000	Yes	259	22.6	51.0	9.2 (7.0)	(6.0 - 8.0)	1477	11	803
	50	225/50 R 17	94 T	SL	BSW	15497500000	Yes	259	22.6	44.0	9.2 (7.0)	(6.0 - 8.0)	1477	11	803
	55	215/55 R 17	94 H	SL	BSW	15570020000	Yes	263	24.1	51.0	8.9 (7.0)	(6.0 - 7.5)	1477	11	790
	55	215/55 R 17	94 T	SL	BSW	15495800000	Yes	263	24.1	44.0	8.9 (7.0)	(6.0 - 7.5)	1477	11	790
	55	225/55 R 17	97 H	SL	BSW	15498350000	Yes	267	23.8	51.0	9.2 (7.0)	(6.0 - 8.0)	1609	11	777
	55	235/55 R 17	99 H	SL	BSW	15500930000	Yes	272	24.6	51.0	9.6 (7.5)	(6.5 - 8.5)	1709	11	764
	55	235/55 R 17	99 T	SL	BSW	15500790000	Yes	272	24.6	44.0	9.6 (7.5)	(6.5 - 8.5)	1709	11	764
	60	215/60 R 17	96 T	SL	BSW	15496480000	No	272	22.8	44.0	8.7 (6.5)	(6.0 - 7.5)	1565	11	765
	60	225/60 R 17	99 H	SL	BSW	15499370000	No	276	23.8	51.0	9.0 (6.5)	(6.0 - 8.0)	1709	11	752
	60	225/60 R 17	99 T	SL	BSW	15499290000	No	276	23.7	44.0	9.0 (6.5)	(6.0 - 8.0)	1709	11	752
	60	235/60 R 17	102 T	SL	BSW	15501000000	No	281	26.7	44.0	9.4 (7.0)	(6.5 - 8.5)	1874	11	739
	65	215/65 R 17	99 T	SL	BSW	15497040000	No	280	24.1	44.0	8.7 (6.5)	(6.0 - 7.5)	1709	11	742
	65	225/65 R 17	102 T	SL	BSW	15500770000	No	285	25.2	44.0	9.0 (6.5)	(6.0 - 8.0)	1874	11	729
65	235/65 R 17	104 T	SL	BSW	15501310000	No	290	27.6	44.0	9.4 (7.0)	(6.5 - 8.5)	1984	11	716	
18	50	225/50 R 18	95 H	SL	BSW	15570050000	Yes	269	23.3	51.0	9.2 (7.0)	(6.0 - 8.0)	1521	11	773
	50	225/50 R 18	95 T	SL	BSW	15498300000	Yes	269	23.3	44.0	9.2 (7.0)	(6.0 - 8.0)	1521	11	773
	55	215/55 R 18	95 T	SL	BSW	15496390000	Yes	273	24.3	44.0	8.9 (7.0)	(6.0 - 7.5)	1521	11	761
	55	235/55 R 18	100 T	SL	BSW	15500940000	Yes	282	26.7	44.0	9.6 (7.5)	(6.5 - 8.5)	1764	11	737

BSW = Black Sidewall



TRUECONTACT™ TOUR | Product Data

PASSENGER & CROSSOVER TIRES | ALL-SEASON | TOURING

RIM DIA (IN)	ASPECT RATIO (SERIES)	TIRE SIZE	LOAD/SPEED INDEX	LOAD RANGE	SIDEWALL	ARTICLE NUMBER	RIM PROTECTION	TIRE DIA (IN)	TIRE WT (LBS)	MAX PSI	OVERALL SECTION WIDTH (MEASURING RIM) (IN)	APPROVED RIM WIDTHS (IN)	MAX LOAD (LBS)	TREAD DEPTH (32 ND SS)	REVS PER MILE
18	60	225/60 R 18	100 H	SL	BSW	15505040000	No	28.6	25.7	51.0	9.0 (6.5)	(6.0 - 8.0)	1764	11	726
	60	235/60 R 18	103 H	SL	BSW	15501170000	No	29.1	27.0	51.0	9.4 (7.0)	(6.5 - 8.5)	1929	11	714
	60	235/60 R 18	103 T	SL	BSW	15501010000	No	29.1	27.0	44.0	9.4 (7.0)	(6.5 - 8.5)	1929	11	714
19	55	225/55 R 19	99 H	SL	BSW	15498380000	Yes	28.7	26.6	51.0	9.2 (7.0)	(6.0 - 8.0)	1709	11	723
	55	235/55 R 19	101 H	SL	BSW	15500950000	Yes	29.2	28.6	51.0	9.6 (7.5)	(6.5 - 8.5)	1819	11	712

BSW = Black Sidewall

Continental 



CROSSOVER & LT/SUV | ALL-SEASON | TOURING

CROSSCONTACT™ LX25

Rim Diameter



16" - 22"

Aspect Ratio



45 - 70

Tread Pattern



Symmetric

TREADWEAR	TRACTION	TEMPERATURE	SPEED	LOAD INDEX
740	A	B	T	--
740	A	A	H	--
740	A	A	V	--

GET UP TO
70K
MILEAGE
WARRANTY

70,000 (T/H)
65,000 (V)

Benefits

- Expanded size lineup covering speed ratings from T through V.
- Best-in-class tread life*
- Improved wet braking**
- Low road noise
- Responsive handling

*Based on internal treadlife test results compared to the Michelin Premier LTX, Pirelli Scorpion Verde All Season Plus, Bridgestone Ecopia H/L 422 Plus and Goodyear Assurance CS Fuel Max, in the size 235/60R18 H. On road results may vary.

**Compared to the CrossContact LX20, in the size 235/60R18 H.




ECOPLUS+ TECHNOLOGY

- Saves fuel
- Stops shorter on wet roads
- Extends tread life



Tuned Performance Indicators

D, W and S symbols in the tread disappear when the tire is no longer tuned for optimum performance in either dry (D), wet (W) or snow (S) conditions.



Alignment Verification System

Indicators in both sides of the tread wear off evenly, ensuring the driver of proper alignment, or wear off unevenly, alerting the driver to check the wheel alignment.

Sample Vehicle Fitments Include:

- Acura MDX
- Audi Q5
- Ford Edge
- Honda CR-V
- Jeep Grand Cherokee
- Nissan Rogue
- Toyota: RAV4, Highlander



The purchase of replacement Continental tires provides an extra measure of confidence with the Total Confidence Plan.

Restrictions and limitations apply. See Total Confidence Plan for complete coverage details at <https://continentaltire.com/warranty>.



Road Hazard Coverage



72-Month Limited Warranty



60-Day Customer Satisfaction Trial¹



Up to 70,000 Mileage Warranty²



Flat Tire Roadside Assistance



Emergency Trip Interruption Coverage

¹ Coverage is within the stated duration from the date of purchase or the first 2/32^{nds} treadwear, whichever comes first.

² Mileage warranty for the rear axle of split fitments will be 50% of standard tread wearout coverage.

CROSSCONTACT™ LX25 | Product Data

CROSSOVER/LIGHT TRUCK/SUV TIRES | ALL-SEASON | TOURING

RIM DIA (IN)	ASPECT RATIO (SERIES)	TIRE SIZE	LOAD/SPEED INDEX	LOAD RANGE	SIDEWALL	ARTICLE NUMBER	RIM PROTECTION	TIRE DIA (IN)	TIRE WT (LBS)	MAX PSI	OVERALL SECTION WIDTH (MEASURING RIM) (IN)	APPROVED RIM WIDTHS (IN)	MAX LOAD (LBS)	TREAD DEPTH (32 ^{nds})	REVS PER MILE
16	70	215/70 R 16	100 H	SL	BSW	15509680000	Yes	279	25.9	51.0	8.7 (6.5)	(5.5 - 7.0)	1764	12	746
	70	215/70 R 16	100 T	SL	BSW	15571310000	Yes	279	25.5	44.0	8.7 (6.5)	(5.5 - 7.0)	1764	12	746
	70	235/70 R 16	106 T	SL	OWL	15509920000	Yes	290	31.7	44.0	9.4 (7.0)	(6.0 - 8.0)	2094	12	718
17	55	225/55 R 17	97 H	SL	BSW	15571320000	Yes	26.7	25.1	51.0	9.2 (7.0)	(6.0 - 8.0)	1609	12	777
	55	235/55 R 17	99 H	SL	BSW	15571330000	Yes	27.2	28.3	51.0	9.6 (7.5)	(6.5 - 8.5)	1709	12	764
	60	235/60 R 17	102 H	SL	BSW	15448390000	Yes	28.1	27.6	51.0	9.4 (7.0)	(6.5 - 8.5)	1874	12	739
	65	225/65 R 17	102 H	SL	BSW	15509980000	Yes	28.5	27.0	51.0	9.0 (6.5)	(6.0 - 8.0)	1874	12	729
	65	225/65 R 17	102 T	SL	OWL	15509990000	Yes	28.5	27.0	44.0	9.0 (6.5)	(6.0 - 8.0)	1874	12	729
	65	235/65 R 17	108 H	XL	BSW	15447860000	Yes	29.0	30.0	51.0	9.4 (7.0)	(6.5 - 8.5)	2205	12	716
	65	245/65 R 17	107 T	SL	OWL	15447950000	Yes	29.5	34.0	44.0	9.8 (7.0)	(7.0 - 8.5)	2149	12	703
18	50	235/50 R 18	97 H	SL	BSW	15571370000	Yes	27.3	27.8	51.0	9.6 (7.5)	(6.5 - 8.5)	1609	12	762
	55	215/55 R 18	95 H	SL	BSW	15571340000	Yes	27.3	25.2	51.0	8.9 (7.0)	(6.0 - 7.5)	1521	12	761
	55	225/55 R 18	98 H	SL	BSW	15571360000	Yes	27.7	27.9	51.0	9.2 (7.0)	(6.0 - 8.0)	1653	12	749
	55	235/55 R 18	100 H	SL	BSW	15491450000	Yes	28.2	27.8	51.0	9.6 (7.5)	(6.5 - 8.5)	1764	12	737
	55	235/55 R 18	100 T	SL	BSW	15491480000	Yes	28.2	27.0	44.0	9.6 (7.5)	(6.5 - 8.5)	1764	12	737
	55	255/55 R 18	109 H	XL	BSW	15491440000	Yes	29.0	36.0	51.0	10.4 (8.0)	(7.0 - 9.0)	2271	12	715
	60	225/60 R 18	100 H	SL	BSW	15491370000	Yes	28.6	25.4	51.0	9.0 (6.5)	(6.0 - 8.0)	1764	12	726
	60	235/60 R 18	103 H	SL	BSW	15491380000	Yes	29.1	31.8	51.0	9.4 (7.0)	(6.5 - 8.5)	1929	12	714
	60	235/60 R 18	107 V	XL	BSW	15491390000	Yes	29.1	29.9	51.0	9.4 (7.0)	(6.5 - 8.5)	2149	10	714
	60	245/60 R 18	105 H	SL	BSW	15491400000	Yes	29.6	32.0	51.0	9.8 (7.0)	(7.0 - 8.5)	2039	12	702
	60	245/60 R 18	105 T	SL	BSW	15491410000	Yes	29.6	31.2	44.0	9.8 (7.0)	(7.0 - 8.5)	2039	12	702
	60	265/60 R 18	110 H	SL	BSW	15491430000	Yes	30.5	38.5	51.0	10.7 (8.0)	(7.5 - 9.5)	2337	12	681
	65	235/65 R 18	106 H	SL	BSW	15491330000	Yes	30.0	30.3	51.0	9.4 (7.0)	(6.5 - 8.5)	2094	12	692
	65	235/65 R 18	106 T	SL	BSW	15491320000	Yes	30.0	30.3	44.0	9.4 (7.0)	(6.5 - 8.5)	2094	12	692
65	255/65 R 18	111 T	SL	BSW	15491340000	Yes	31.1	36.4	44.0	10.2 (7.5)	(7.0 - 9.0)	2403	12	669	
19	50	235/50 R 19	99 H	SL	BSW	15491590000	Yes	28.3	28.7	51.0	9.6 (7.5)	(6.5 - 8.5)	1709	12	735
	50	255/50 R 19	107 H	XL	BSW	15491600000	Yes	29.0	34.0	51.0	10.4 (8.0)	(7.0 - 9.0)	2149	12	715
	55	225/55 R 19	99 V	SL	BSW	15491500000	Yes	28.7	26.6	51.0	9.2 (7.0)	(6.0 - 8.0)	1709	10	723
	55	235/55 R 19	101 H	SL	BSW	15491550000	Yes	29.2	30.1	51.0	9.6 (7.5)	(6.5 - 8.5)	1819	12	712
	55	235/55 R 19	105 V	XL	BSW	15491510000	Yes	29.2	28.8	51.0	9.6 (7.5)	(6.5 - 8.5)	2039	10	712
	55	245/55 R 19	103 H	SL	BSW	03640150000	Yes	29.6	31.4	51.0	10.0 (7.5)	(7.0 - 8.5)	1929	12	702
	55	275/55 R 19	111 H	SL	BSW	15491570000	Yes	30.9	38.4	51.0	11.2 (8.5)	(7.5 - 9.5)	2403	12	672
	60	255/60 R 19	109 H	SL	BSW	15491490000	Yes	31.0	38.4	51.0	10.2 (7.5)	(7.0 - 9.0)	2271	12	669
20	45	265/45 R 20	108 H	XL	BSW	15492500000	Yes	29.4	34.3	51.0	10.5 (9.0)	(8.5 - 10.0)	2205	12	707
	45	275/45 R 20	110 V	XL	BSW	15571390000	Yes	29.7	33.2	51.0	10.7 (9.0)	(8.5 - 10.5)	2337	10	698
	50	245/50 R 20	102 H	SL	BSW	15492310000	Yes	29.6	31.2	51.0	10.0 (7.5)	(7.0 - 8.5)	1874	12	701
	50	265/50 R 20	107 T	SL	BSW	15492440000	Yes	30.4	34.6	44.0	10.9 (8.5)	(7.5 - 9.5)	2149	12	683
	50	275/50 R 20	109 H	SL	BSW	15492490000	Yes	30.8	38.3	51.0	11.2 (8.5)	(7.5 - 9.5)	2271	12	674
	55	235/55 R 20	102 H	SL	BSW	15491650000	Yes	30.2	30.4	51.0	9.6 (7.5)	(6.5 - 8.5)	1874	12	688
	55	235/55 R 20	102 V	SL	BSW	15571380000	Yes	30.2	28.3	51.0	9.6 (7.5)	(6.5 - 8.5)	1874	10	688
22	45	285/45 R 22	114 H	XL	BSW	15492530000	Yes	32.1	39.8	51.0	11.2 (9.5)	(9.0 - 10.5)	2601	12	647

BSW = Black Sidewall | OWL = Outlined White Letter





CROSSOVER & LT/SUV | ALL-SEASON | TOURING

TERRAINCONTACT™ H/T

Rim Diameter



16" - 22"

Aspect Ratio



45 - 80

Tread Pattern



Symmetric

TRACTIONPLUS+ TECHNOLOGY

- Improves traction and durability
- Grips better on wet roads
- Quiets road noise

TREADWEAR	TRACTION	TEMPERATURE	SPEED	LOAD INDEX
800	A	B	T (Metric)	--
720	A	A	H (Metric)	--
--	--	--	R & S (LT)	--

Sample Vehicle Fitments Include:

- Chevrolet: Silverado 1500, 2500, 3500; Tahoe
- Ford: F-150, F-250, F-350 Explorer, Expedition
- Jeep: Cherokee, Grand Cherokee, Wrangler
- Nissan: Titan, Armada
- Ram: 1500, 2500, 3500
- Subaru: Outback, Forester
- Toyota Tundra

GET UP TO
70K
MILEAGE
WARRANTY

70,000 (T/H)
60,000 (R/S)

Benefits

- Full product lineup with 24 metric and 10 LT-metric sizes.
- Best-in-class wet braking*
- Exceptional tread life
- Well-balanced on-road performance
- Robust durability
- Low road noise

*Based on internal wet braking test results compared to the Michelin Defender LTX M/S, Yokohama Geolandar H/T G056 and Goodyear Wrangler SR-A, in the size 265/65R18 T. Wet braking is the average of low μ and high μ values. On road results may vary.



The purchase of replacement Continental tires provides an extra measure of confidence with the Total Confidence Plan.

Restrictions and limitations apply. See Total Confidence Plan for complete coverage details at <https://continentaltire.com/warranty>.

Road Hazard Coverage

72-Month Limited Warranty

60-Day Customer Satisfaction Trial¹

Up to 70,000 Mileage Warranty²

Flat Tire Roadside Assistance

Emergency Trip Interruption Coverage

¹ Coverage is within the stated duration from the date of purchase or the first 2/32^{nds} treadwear, whichever comes first.

² Mileage warranty for the rear axle of split fitments will be 50% of standard tread wearout coverage.

TERRAINCONTACT™ H/T | Product Data

CROSSOVER/LIGHT TRUCK/SUV TIRES | ALL-SEASON | TOURING

RIM DIA (IN)	ASPECT RATIO (SERIES)	TIRE SIZE	LOAD/SPEED INDEX	LOAD RANGE	SIDEWALL	ARTICLE NUMBER	RIM PROTECTION	TIRE DIA (IN)	TIRE WT (LBS)	MAX PSI	OVERALL SECTION WIDTH (MEASURING RIM) (IN)	APPROVED RIM WIDTHS (IN)	MAX LOAD (LBS)	TREAD DEPTH (32 ND S)	REVS PER MILE
16	70	265/70 R 16	112 T	SL	OWL	15571600000	Yes	30.6	40.1	44.0	10.7 (8.0)	(7.0 - 9.0)	2469	12	679
	75	245/75 R 16	111 T	SL	OWL	15571590000	Yes	30.5	36.4	44.0	9.8 (7.0)	(6.5 - 8.0)	2403	12	682
17	60	225/60 R 17	99 H	SL	BSW	15571750000	Yes	27.6	27.9	51.0	9.0 (6.5)	(6.0 - 8.0)	1709	12	752
	65	245/65 R 17	107 T	SL	BSW	15571700000	Yes	29.5	32.6	44.0	9.8 (7.0)	(7.0 - 8.5)	2149	12	703
	65	255/65 R 17	110 T	SL	OWL	15571710000	Yes	30.1	38.3	44.0	10.2 (7.5)	(7.0 - 9.0)	2337	12	691
	65	265/65 R 17	112 T	SL	OWL	15571740000	Yes	30.6	38.5	44.0	10.7 (8.0)	(7.5 - 9.5)	2469	12	680
	70	245/70 R 17	110 T	SL	OWL	15571640000	Yes	30.5	34.6	44.0	9.8 (7.0)	(6.5 - 8.0)	2337	12	681
	70	255/70 R 17	112 T	SL	OWL	15571650000	Yes	31.1	36.8	44.0	10.2 (7.5)	(6.5 - 8.5)	2469	12	669
	70	265/70 R 17	115 T	SL	OWL	15571680000	Yes	31.6	42.4	44.0	10.7 (8.0)	(7.0 - 9.0)	2679	12	657
	70	265/70 R 17	115 T	SL	BSW	15571690000	Yes	31.6	41.9	44.0	10.7 (8.0)	(7.0 - 9.0)	2679	12	657
	70	LT245/70 R 17	119/116 S	E	BSW	15571630000	Yes	30.5	46.1	80.0	9.8 (7.0)	(6.5 - 8.0)	3000	14	681
	70	LT265/70 R 17	121/118 S	E	OWL	15571660000	Yes	31.6	52.5	80.0	10.7 (8.0)	(7.0 - 8.5)	3195	14	657
	75	LT245/75 R 17	121/118 S	E	BSW	15571620000	Yes	31.5	47.6	80.0	9.8 (7.0)	(6.5 - 7.5)	3195	14	660
80	LT235/80 R 17	120/117 R	E	BSW	15571610000	Yes	31.8	47.6	80.0	9.3 (6.5)	(6.0 - 7.5)	3085	14	653	
18	60	245/60 R 18	105 T	SL	BSW	15571840000	Yes	29.6	32.7	44.0	9.8 (7.0)	(7.0 - 8.5)	2039	12	702
	60	265/60 R 18	110 T	SL	BSW	15571850000	Yes	30.5	39.2	44.0	10.7 (8.0)	(7.5 - 9.5)	2337	12	681
	65	265/65 R 18	114 T	SL	BSW	15571800000	Yes	31.6	37.0	44.0	10.7 (8.0)	(7.5 - 9.5)	2601	12	658
	65	275/65 R 18	116 T	SL	BSW	15571830000	Yes	32.1	41.6	44.0	11.0 (8.0)	(7.5 - 9.5)	2756	12	648
	65	LT275/65 R 18	123/120 S	E	OWL	15571820000	Yes	32.1	52.4	80.0	11.0 (8.0)	(7.5 - 9.0)	3415	14	648
	70	255/70 R 18	113 T	SL	BSW	15571760000	Yes	32.1	39.6	44.0	10.2 (7.5)	(6.5 - 8.5)	2535	12	648
	70	265/70 R 18	116 T	SL	OWL	15571780000	Yes	32.6	42.5	44.0	10.7 (8.0)	(7.0 - 9.0)	2756	12	637
	70	LT265/70 R 18	124/121 S	E	OWL	15571770000	Yes	32.6	53.8	80.0	10.7 (8.0)	(7.0 - 9.0)	3525	14	637
70	LT275/70 R 18	125/122 S	E	BSW	15571790000	Yes	33.2	52.1	80.0	11.0 (8.0)	(7.0 - 8.5)	3640	14	627	
19	55	245/55 R 19	103 T	SL	BSW	15571860000	Yes	29.6	32.1	44.0	10.0 (7.5)	(7.0 - 8.5)	1929	12	702
20	50	255/50 R 20	109 H	XL	BSW	15571960000	Yes	30.0	31.5	51.0	10.4 (8.0)	(7.0 - 9.0)	2271	12	692
	55	255/55 R 20	107 H	SL	BSW	15571940000	Yes	31.0	34.2	51.0	10.4 (8.0)	(7.0 - 9.0)	2149	12	669
	55	275/55 R 20	113 T	SL	BSW	15571920000	Yes	31.9	41.5	44.0	11.2 (8.5)	(7.5 - 9.5)	2535	12	651
	55	275/55 R 20	117 H	XL	BSW	15571930000	Yes	31.9	41.5	51.0	11.2 (8.5)	(7.5 - 9.5)	2833	12	651
	60	275/60 R 20	115 H	SL	BSW	15571900000	Yes	33.0	43.1	51.0	11.0 (8.0)	(7.5 - 9.5)	2679	12	630
	60	275/60 R 20	115 T	SL	BSW	15571890000	Yes	33.0	41.3	44.0	11.0 (8.0)	(7.5 - 9.5)	2679	12	630
	60	LT265/60 R 20	121/118 R	E	OWL	15571880000	Yes	32.5	52.9	80.0	10.7 (8.0)	(7.5 - 9.5)	3195	14	639
	60	LT285/60 R 20	125/122 S	E	BSW	15571910000	Yes	33.5	57.3	80.0	11.5 (8.5)	(8.0 - 10.0)	3640	14	621
65	LT275/65 R 20	126/123 S	E	BSW	15571870000	Yes	34.1	56.8	80.0	11.0 (8.0)	(7.5 - 9.5)	3750	14	610	
22	45	285/45 R 22	114 H	XL	BSW	15571970000	Yes	32.1	39.8	51.0	11.2 (9.5)	(9.0 - 10.5)	2601	12	647

BSW = Black Sidewall | OWL = Outlined White Letter





CROSSOVER & LT/SUV | ALL-SEASON | ALL-TERRAIN

TERRAINCONTACT™ A/T

Rim Diameter



16" - 22"

Aspect Ratio



45 - 80

Tread Pattern



Symmetric



TRACTIONPLUS+ TECHNOLOGY

- Improves traction and durability
- Grips better on wet roads
- Quiets road noise

TREADWEAR	TRACTION	TEMPERATURE	SPEED	LOAD INDEX
680	A	B	S & T (Metric)	--
680	A	A	H & V (Metric)	--
--	--	--	S (LT)	--

Sample Vehicle Fitments Include:

- BMW X5
- Chevrolet: Silverado 1500, 2500, 3500; Tahoe
- Ford: F-150, F-250, F-350, Explorer, Expedition
- Jeep: Cherokee, Grand Cherokee, Wrangler
- Land Rover: Discovery, Range Rover, LR3, LR4
- Nissan: Titan, Armada
- Ram: 1500, 2500, 3500
- Subaru Outback
- Toyota: Tundra, FJ Cruiser
- Volkswagen Touareg

INCLUDES
60K
MILEAGE
WARRANTY

Benefits

- Full product lineup with 21 metric and 15 LT-metric sizes.
- Best-in-class wet braking*
- Balanced off-road traction with on-road manners
- Quieter than a leading competitor**
- Robust durability

*Based on internal wet braking test results Continental TerrainContact A/T size 265/70R16 vs. Michelin LTX A/T2 size 265/70R16, Goodyear Wrangler All-Terrain Adventure with Kevlar size 265/70R16 and Bridgestone Dueler A/T Revo 2 size 265/70R17. Wet braking is the average of low μ and high μ values. On road results may vary.

**Based on internal noise test results Continental TerrainContact A/T size 265/70R16 vs. Michelin Defender LTX M/S size 265/70R16.



The purchase of replacement Continental tires provides an extra measure of confidence with the Total Confidence Plan.

Restrictions and limitations apply. See Total Confidence Plan for complete coverage details at <https://continentaltire.com/warranty>.



Road Hazard Coverage



72-Month Limited Warranty



60-Day Customer Satisfaction Trial¹



60,000 Mileage Warranty²



Flat Tire Roadside Assistance



Emergency Trip Interruption Coverage

¹ Coverage is within the stated duration from the date of purchase or the first 2/32^{nds} treadwear, whichever comes first.

² Mileage warranty for the rear axle of split fitments will be 50% of standard tread wearout coverage.

TERRAINCONTACT™ A/T | Product Data

CROSSOVER/LIGHT TRUCK/SUV TIRES | ALL-SEASON | ALL-TERRAIN

RIM DIA (IN)	ASPECT RATIO (SERIES)	TIRE SIZE	LOAD/SPEED INDEX	LOAD RANGE	SIDEWALL	ARTICLE NUMBER	RIM PROTECTION	TIRE DIA (IN)	TIRE WT (LBS)	MAX PSI	OVERALL SECTION WIDTH (MEASURING RIM) (IN)	APPROVED RIM WIDTHS (IN)	MAX LOAD (LBS)	TREAD DEPTH (32 ^{nds})	REVS PER MILE
16	70	265/70 R 16	112 T	SL	OWL	15506770000	Yes	30.6	38.6	44.0	10.7 (8.0)	(7.0 - 9.0)	2469	12	679
	75	265/75 R 16	116 T	SL	OWL	15506790000	Yes	31.6	41.6	44.0	10.5 (7.5)	(7.0 - 9.0)	2756	12	656
	75	LT245/75 R 16	120/116 S	E	OWL	15506580000	Yes	30.5	51.0	80.0	9.8 (7.0)	(6.5 - 8.0)	3086	16	682
	75	LT265/75 R 16	123/120 S	E	OWL	15506590000	Yes	31.6	53.2	80.0	10.5 (7.5)	(7.0 - 8.0)	3415	16	656
	75	LT285/75 R 16	126/123 S	E	OWL	15506600000	Yes	32.8	59.1	80.0	11.3 (8.0)	(7.5 - 9.0)	3750	16	633
17	60	225/60 R 17	99 H	SL	BSW	15507870000	Yes	27.6	27.6	51.0	9.0 (6.5)	(6.0 - 8.0)	1709	12	752
	65	245/65 R 17	107 T	SL	OWL	15506800000	Yes	29.5	34.3	44.0	9.8 (7.0)	(7.0 - 8.5)	2149	12	703
	65	255/65 R 17	110 S	SL	OWL	15506820000	Yes	30.1	37.2	44.0	10.2 (7.5)	(7.0 - 9.0)	2337	12	691
	65	255/65 R 17	110 S	SL	BSW	15570200000	Yes	30.1	36.1	44.0	10.2 (7.5)	(7.0 - 9.0)	2337	12	691
	70	245/70 R 17	110 T	SL	OWL	15506810000	Yes	30.5	36.8	44.0	9.8 (7.0)	(6.5 - 8.0)	2337	12	681
	70	265/70 R 17	115 S	SL	OWL	15506840000	Yes	31.6	42.3	44.0	10.7 (8.0)	(7.0 - 9.0)	2679	12	657
	70	LT265/70 R 17	121/118 S	E	OWL	15506650000	Yes	31.6	53.6	80.0	10.7 (8.0)	(7.0 - 8.5)	3195	16	657
	70	LT285/70 R 17	121/118 S	E	BSW	15506670000	Yes	32.7	58.4	80.0	11.5 (8.5)	(7.5 - 9.0)	3195	16	635
	70	LT315/70 R 17	121/118 S	E	BSW	15506680000	Yes	34.4	66.5	65.0	12.7 (9.5)	(8.0 - 11.0)	3195	16	605
	75	255/75 R 17	115 S	SL	OWL	15506830000	Yes	32.1	40.4	44.0	10.0 (7.0)	(6.5 - 8.5)	2679	12	648
	75	LT245/75 R 17	121/118 S	E	OWL	15506640000	Yes	31.5	52.3	80.0	9.8 (7.0)	(6.5 - 7.5)	3195	16	660
80	LT235/80 R 17	120/117 S	E	BSW	15506610000	Yes	31.8	50.9	80.0	9.3 (6.5)	(6.0 - 7.5)	3086	16	653	
18	60	245/60 R 18	105 H	SL	BSW	15506850000	Yes	29.6	33.9	44.0	9.8 (7.0)	(7.0 - 8.5)	2039	12	702
	60	265/60 R 18	110 T	SL	BSW	15506870000	Yes	30.5	38.8	44.0	10.7 (8.0)	(7.5 - 9.5)	2337	12	681
	65	265/65 R 18	114 T	SL	BSW	15506890000	Yes	31.6	39.2	44.0	10.7 (8.0)	(7.5 - 9.5)	2601	12	658
	65	275/65 R 18	116 T	SL	OWL	15506910000	Yes	32.1	42.2	44.0	11.0 (8.0)	(7.5 - 9.5)	2756	12	648
	65	LT275/65 R 18	123/120 S	E	OWL	15506700000	Yes	32.1	56.0	80.0	11.0 (8.0)	(7.5 - 9.0)	3415	16	648
	70	255/70 R 18	113 T	SL	OWL	15506860000	Yes	32.1	40.6	44.0	10.2 (7.5)	(6.5 - 8.5)	2535	12	648
	70	265/70 R 18	116 S	SL	OWL	15506900000	Yes	32.6	44.1	44.0	10.7 (8.0)	(7.0 - 9.0)	2756	12	637
	70	LT265/70 R 18	124/121 S	E	OWL	15506690000	Yes	32.6	55.7	80.0	10.7 (8.0)	(7.0 - 9.0)	3525	16	637
	70	LT275/70 R 18	125/122 S	E	OWL	15506710000	Yes	33.2	58.6	80.0	11.0 (8.0)	(7.0 - 8.5)	3640	16	627
19	55	255/55 R 19	111 V	XL	BSW	15507890000	Yes	30.0	36.7	51.0	10.4 (8.0)	(7.0 - 9.0)	2403	10	691
20	50	265/50 R 20	107 T	SL	BSW	15506920000	Yes	30.4	37.7	44.0	10.9 (8.5)	(7.5 - 9.5)	2149	12	683
	55	275/55 R 20	113 T	SL	BSW	15506930000	Yes	31.9	42.3	44.0	11.2 (8.5)	(7.5 - 9.5)	2535	12	651
	60	275/60 R 20	115 S	SL	BSW	15506940000	Yes	33.0	43.0	44.0	11.0 (8.0)	(7.5 - 9.5)	2679	12	630
	60	LT265/60 R 20	121/118 S	E	BSW	15506720000	Yes	32.5	56.9	80.0	10.7 (8.0)	(7.5 - 9.5)	3195	16	639
	60	LT285/60 R 20	125/122 S	E	BSW	15506740000	Yes	33.5	62.8	80.0	11.5 (8.5)	(8.0 - 10.0)	3640	16	621
65	LT275/65 R 20	126/123 S	E	BSW	15506730000	Yes	34.1	60.6	80.0	11.0 (8.0)	(7.5 - 9.5)	3750	16	610	
22	45	285/45 R 22	114 H	XL	BSW	15506950000	Yes	32.1	42.7	51.0	11.2 (9.5)	(9.0 - 10.5)	2601	12	647

BSW = Black Sidewall | OWL = Outlined White Letter





PASSENGER, CROSSOVER & LT/SUV | WINTER | TOURING

VIKING CONTACT™ 7

Rim Diameter



15" - 22"

Aspect Ratio



35 - 70

Tread Pattern



Directional

TREADWEAR	TRACTION	TEMPERATURE	SPEED	LOAD INDEX
--	--	--	T & H	--

Benefits

- Superb grip
- Powerful traction and braking
- Confident steering response



POLARPLUS+ TECHNOLOGY

- Keeps tread flexible in cold temperatures
- Grips better in winter conditions
- Stops shorter on snow and ice-covered roads



3-Peak Mountain Snowflake
Meets the severe snow service requirements of the U.S. Tire Manufacturer's Association (USTMA) and the Tire and Rubber Association of Canada (TRAC).

Sample Vehicle Fitments Include:

- Acura
- Audi
- BMW
- Buick
- Cadillac
- Chevrolet
- Ford
- Honda
- Hyundai
- Jeep
- Lexus
- Mazda
- Mercedes-Benz
- MINI
- Nissan
- Subaru
- Toyota
- Volvo



The purchase of replacement Continental tires provides an extra measure of confidence with the Total Confidence Plan.

Restrictions and limitations apply. See Total Confidence Plan for complete coverage details at <https://continentaltire.com/warranty>.



Road Hazard Coverage



60-Day Customer Satisfaction Trial¹



Flat Tire Roadside Assistance



72-Month Limited Warranty



Emergency Trip Interruption Coverage

¹ Coverage is within the stated duration from the date of purchase or the first 2/32^{nds} treadwear, whichever comes first.

VIKINGCONTACT™ 7 | Product Data

PASSENGER/CROSSOVER/LIGHT TRUCK/SUV TIRES | WINTER | TOURING

RIM DIA (IN)	ASPECT RATIO (SERIES)	TIRE SIZE	LOAD/SPEED INDEX	LOAD RANGE	SIDEWALL	ARTICLE NUMBER	RIM PROTECTION	TIRE DIA (IN)	TIRE WT (LBS)	MAX PSI	OVERALL SECTION WIDTH (MEASURING RIM) (IN)	APPROVED RIM WIDTHS (IN)	MAX LOAD (LBS)	TREAD DEPTH (32 ND S)	REVS PER MILE
15	55	175/55 R 15	77 T	SL	BSW	03449770000	No	22.6	14.8	44.0	7.2 (5.5)	(5.0 - 6.0)	908	10	920
	55	185/55 R 15	86 T	XL	BSW	03449800000	No	23.0	15.8	51.0	7.6 (6.0)	(5.0 - 6.5)	1168	10	903
	55	195/55 R 15	89 T	XL	BSW	03449840000	No	23.4	17.7	51.0	7.9 (6.0)	(5.5 - 7.0)	1279	10	886
	60	185/60 R 15	88 T	XL	BSW	03453330000	No	23.7	16.8	51.0	7.4 (5.5)	(5.0 - 6.5)	1235	10	875
	60	195/60 R 15	92 T	XL	BSW	03449870000	No	24.2	19.1	51.0	7.9 (6.0)	(5.5 - 7.0)	1389	10	858
	65	145/65 R 15	72 T	SL	BSW	03449730000	No	22.4	13.1	44.0	5.9 (4.5)	(4.0 - 5.0)	783	10	927
	65	175/65 R 15	88 T	XL	BSW	03453710000	No	24.0	16.2	51.0	7.0 (5.0)	(5.0 - 6.0)	1235	10	867
	65	185/65 R 15	92 T	XL	BSW	03452350000	No	24.5	17.8	51.0	7.4 (5.5)	(5.0 - 6.5)	1389	10	849
	65	195/65 R 15	95 T	XL	BSW	03452360000	No	25.0	19.8	51.0	7.9 (6.0)	(5.5 - 7.0)	1521	10	832
	65	205/65 R 15	99 T	XL	BSW	03449990000	No	25.5	21.5	51.0	8.2 (6.0)	(5.5 - 7.5)	1709	10	815
	70	205/70 R 15	100 T	XL	BSW	03452370000	No	26.3	24.6	51.0	8.2 (6.0)	(5.0 - 7.0)	1764	10	790
16	50	195/50 R 16	88 T	XL	BSW	03449830000	No	23.7	17.6	51.0	7.9 (6.0)	(5.5 - 7.0)	1235	10	877
	55	195/55 R 16	91 T	XL	BSW	03449850000	No	24.4	19.5	51.0	7.9 (6.0)	(5.5 - 7.0)	1356	10	850
	55	205/55 R 16	94 T	XL	BSW	03452380000	No	24.9	20.7	51.0	8.4 (6.5)	(5.5 - 7.5)	1477	10	835
	55	215/55 R 16	97 T	XL	BSW	03450050000	No	25.3	23.2	51.0	8.9 (7.0)	(6.0 - 7.5)	1609	10	821
	55	225/55 R 16	99 T	XL	BSW	03450360000	No	25.7	24.2	51.0	9.2 (7.0)	(6.0 - 8.0)	1709	10	807
	60	195/60 R 16	93 T	XL	BSW	03449880000	No	25.2	19.9	51.0	7.9 (6.0)	(5.5 - 7.0)	1433	10	824
	60	205/60 R 16	96 T	XL	BSW	03452390000	No	25.7	21.6	51.0	8.2 (6.0)	(5.5 - 7.5)	1565	10	809
	60	215/60 R 16	99 T	XL	BSW	03452400000	No	26.2	22.8	51.0	8.7 (6.5)	(6.0 - 7.5)	1709	10	794
	60	225/60 R 16	102 T	XL	BSW	03452410000	No	26.6	26.1	51.0	9.0 (6.5)	(6.0 - 8.0)	1874	10	780
	65	205/65 R 16	99 H	XL	BSW	03452750000	No	26.5	21.9	51.0	8.2 (6.0)	(5.5 - 7.5)	1709	10	784
	65	215/65 R 16	102 T	XL	BSW	04400260000	Yes	27.0	25.3	51.0	8.7 (6.5)	(6.0 - 7.5)	1874	10	769
	65	225/65 R 16	104 T	XL	BSW	03452770000	Yes	27.5	28.0	51.0	9.0 (6.5)	(6.0 - 8.0)	1984	10	755
	70	215/70 R 16	100 T	SL	BSW	03450190000	Yes	27.9	28.4	44.0	8.7 (6.5)	(5.5 - 7.0)	1764	10	746
	70	225/70 R 16	107 T	XL	BSW	04400490000	Yes	28.4	28.7	51.0	9.0 (6.5)	(6.0 - 7.5)	2149	10	731
70	235/70 R 16	109 T	XL	BSW	04400500000	Yes	29.0	30.9	51.0	9.4 (7.0)	(6.0 - 8.0)	2271	10	718	
70	245/70 R 16	111 T	XL	BSW	03453360000	Yes	29.5	32.9	51.0	9.8 (7.0)	(6.5 - 8.0)	2403	10	704	
17	45	205/45 R 17	88 T	XL	BSW	03449900000	Yes	24.3	19.2	51.0	8.1 (7.0)	(6.5 - 7.5)	1235	10	856
	45	215/45 R 17	91 T	XL	BSW	03450010000	Yes	24.6	19.9	51.0	8.4 (7.0)	(7.0 - 8.0)	1356	10	844
	45	225/45 R 17	94 T	XL	BSW	03452450000	Yes	25.0	21.9	51.0	8.9 (7.5)	(7.0 - 8.5)	1477	10	832
	45	235/45 R 17	97 T	XL	BSW	03450730000	Yes	25.3	24.2	51.0	9.3 (8.0)	(7.5 - 9.0)	1609	10	820
	45	245/45 R 17	99 T	XL	BSW	03450960000	Yes	25.7	26.4	51.0	9.6 (8.0)	(7.5 - 9.0)	1709	10	809
	50	205/50 R 17	93 T	XL	BSW	03452420000	Yes	25.1	20.4	51.0	8.4 (6.5)	(5.5 - 7.5)	1433	10	829
	50	215/50 R 17	95 T	XL	BSW	03452430000	Yes	25.5	23.8	51.0	8.9 (7.0)	(6.0 - 7.5)	1521	10	816
	50	225/50 R 17	98 T	XL	BSW	03450340000*	Yes	25.9	32.0	51.0	9.2 (7.0)	(6.0 - 8.0)	1653	10	803
	50	225/50 R 17	98 T	XL	BSW	03452460000	Yes	25.9	24.3	51.0	9.2 (7.0)	(6.0 - 8.0)	1653	10	803
	50	235/50 R 17	100 T	XL	BSW	03450770000	Yes	26.3	25.9	51.0	9.6 (7.5)	(6.5 - 8.5)	1764	10	791
	55	205/55 R 17	95 T	XL	BSW	03449950000	No	25.9	21.9	51.0	8.4 (6.5)	(5.5 - 7.5)	1521	10	803
	55	215/55 R 17	98 T	XL	BSW	03452440000	No	26.3	21.6	51.0	8.9 (7.0)	(6.0 - 7.5)	1653	10	790
	55	225/55 R 17	101 T	XL	BSW	03452470000	No	26.7	25.1	51.0	9.2 (7.0)	(6.0 - 8.0)	1819	10	777

BSW = Black Sidewall | * = Self-Supporting Runflat



VIKINGCONTACT™ 7 | Product Data

PASSENGER/CROSSOVER/LIGHT TRUCK/SUV TIRES | WINTER | TOURING

RIM DIA (IN)	ASPECT RATIO (SERIES)	TIRE SIZE	LOAD/SPEED INDEX	LOAD RANGE	SIDEWALL	ARTICLE NUMBER	RIM PROTECTION	TIRE DIA (IN)	TIRE WT (LBS)	MAX PSI	OVERALL SECTION WIDTH (MEASURING RIM) (IN)	APPROVED RIM WIDTHS (IN)	MAX LOAD (LBS)	TREAD DEPTH (32 ND DS)	REVS PER MILE
17	55	235/55 R 17	103 T	XL	BSW	03452480000	No	27.2	28.4	51.0	9.6 (7.5)	(6.5 - 8.5)	1929	10	764
	60	215/60 R 17	100 T	XL	BSW	04400270000	Yes	27.2	25.9	51.0	8.7 (6.5)	(6.0 - 7.5)	1764	10	765
	60	225/60 R 17	103 T	XL	BSW	04400290000	Yes	27.6	27.1	51.0	9.0 (6.5)	(6.0 - 8.0)	1929	10	752
	60	225/60 R 17	99 T	SL	BSW	03450660000*	Yes	27.6	35.8	44.0	9.0 (6.5)	(6.0 - 8.0)	1709	10	752
	60	235/60 R 17	106 T	XL	BSW	04400310000	Yes	28.1	29.8	51.0	9.4 (7.0)	(6.5 - 8.5)	2094	10	739
	65	215/65 R 17	103 T	XL	BSW	04400280000	Yes	28.0	25.9	51.0	8.7 (6.5)	(6.0 - 7.5)	1929	10	742
	65	225/65 R 17	106 T	XL	BSW	04400300000	Yes	28.5	29.7	51.0	9.0 (6.5)	(6.0 - 8.0)	2094	10	729
	65	235/65 R 17	108 T	XL	BSW	04400320000	Yes	29.0	31.8	51.0	9.4 (7.0)	(6.5 - 8.5)	2205	10	716
	65	245/65 R 17	111 T	XL	BSW	04400330000	Yes	29.5	35.0	51.0	9.8 (7.0)	(7.0 - 8.5)	2403	11	703
	65	265/65 R 17	116 T	XL	BSW	04400340000	Yes	30.6	37.1	51.0	10.7 (8.0)	(7.5 - 9.5)	2756	11	680
	70	235/70 R 17	111 T	XL	BSW	03452340000	Yes	30.0	34.8	51.0	9.4 (7.0)	(6.0 - 8.0)	2403	10	694
	70	245/70 R 17	114 T	XL	BSW	04400510000	Yes	30.5	33.5	51.0	9.8 (7.0)	(6.5 - 8.0)	2601	10	681
70	265/70 R 17	116 T	XL	BSW	04400520000	Yes	31.6	38.3	51.0	10.7 (8.0)	(7.0 - 9.0)	2756	10	657	
18	40	225/40 R 18	92 T	XL	BSW	03452860000	Yes	25.1	23.0	51.0	9.1 (8.0)	(7.5 - 9.0)	1389	10	828
	40	235/40 R 18	95 T	XL	BSW	03450710000	Yes	25.4	23.7	51.0	9.5 (8.5)	(8.0 - 9.5)	1521	10	818
	40	245/40 R 18	97 T	XL	BSW	03453350000	Yes	25.7	24.9	51.0	9.8 (8.5)	(8.0 - 9.5)	1609	10	808
	45	225/45 R 18	95 T	XL	BSW	03450260000*	Yes	26.0	29.4	51.0	8.9 (7.5)	(7.0 - 8.5)	1521	10	800
	45	225/45 R 18	95 T	XL	BSW	03452500000	Yes	26.0	24.4	51.0	8.9 (7.5)	(7.0 - 8.5)	1521	10	800
	45	235/45 R 18	98 T	XL	BSW	03452540000	Yes	26.3	24.9	51.0	9.3 (8.0)	(7.5 - 9.0)	1653	10	789
	45	245/45 R 18	100 T	XL	BSW	03452570000	Yes	26.7	27.1	51.0	9.6 (8.0)	(7.5 - 9.0)	1764	10	779
	45	255/45 R 18	103 T	XL	BSW	03451350000	Yes	27.0	30.5	51.0	10.0 (8.5)	(8.0 - 9.5)	1929	10	768
	50	215/50 R 18	96 T	XL	BSW	03450030000	Yes	26.5	24.2	51.0	8.9 (7.0)	(6.0 - 7.5)	1565	10	785
	50	225/50 R 18	99 T	XL	BSW	03452510000	Yes	26.9	24.3	51.0	9.2 (7.0)	(6.0 - 8.0)	1709	10	773
	50	235/50 R 18	101 T	XL	BSW	03452550000	Yes	27.3	27.9	51.0	9.6 (7.5)	(6.5 - 8.5)	1819	10	762
	55	225/55 R 18	102 T	XL	BSW	03452520000	Yes	27.7	26.0	51.0	9.2 (7.0)	(6.0 - 8.0)	1874	10	749
	55	235/55 R 18	104 T	XL	BSW	03452560000	No	28.2	31.0	51.0	9.6 (7.5)	(6.5 - 8.5)	1984	10	737
	60	225/60 R 18	104 T	XL	BSW	03452530000	Yes	28.6	29.5	51.0	9.0 (6.5)	(6.0 - 8.0)	1984	10	726
	60	235/60 R 18	107 T	XL	BSW	04400350000	Yes	29.1	33.7	51.0	9.4 (7.0)	(6.5 - 8.5)	2149	10	714
	60	245/60 R 18	109 H	XL	BSW	03452620000	Yes	29.6	32.6	51.0	9.8 (7.0)	(7.0 - 8.5)	2271	11	702
	60	255/60 R 18	112 T	XL	BSW	03451430000	Yes	30.0	37.2	51.0	10.2 (7.5)	(7.0 - 9.0)	2469	11	691
	60	265/60 R 18	114 T	XL	BSW	04400370000	Yes	30.5	36.6	51.0	10.7 (8.0)	(7.5 - 9.5)	2601	11	681
65	235/65 R 18	110 T	XL	BSW	04400360000	Yes	30.0	33.7	51.0	9.4 (7.0)	(6.5 - 8.5)	2337	10	692	
65	275/65 R 18	116 T	XL	BSW	04400530000	Yes	32.1	42.0	51.0	11.0 (8.0)	(7.5 - 9.5)	2756	11	648	
19	35	235/35 R 19	91 T	XL	BSW	03453850000	Yes	25.5	23.8	51.0	9.5 (8.5)	(8.0 - 9.5)	1356	10	815
	35	255/35 R 19	96 T	XL	BSW	03451290000	Yes	26.0	26.1	51.0	10.2 (9.0)	(8.5 - 10.0)	1565	10	798
	40	235/40 R 19	96 T	XL	BSW	03450720000	Yes	26.4	27.0	51.0	9.5 (8.5)	(8.0 - 9.5)	1565	10	787
	40	245/40 R 19	98 T	XL	BSW	03450940000	Yes	26.7	25.7	51.0	9.8 (8.5)	(8.0 - 9.5)	1653	10	778
	40	255/40 R 19	100 T	XL	BSW	03451320000	Yes	27.0	27.4	51.0	10.2 (9.0)	(8.5 - 10.0)	1764	10	769
	45	225/45 R 19	96 T	XL	BSW	03450300000	Yes	27.0	24.6	51.0	8.9 (7.5)	(7.0 - 8.5)	1565	10	770
	45	245/45 R 19	102 T	XL	BSW	03452580000	Yes	27.7	27.7	51.0	9.6 (8.0)	(7.5 - 9.0)	1874	10	750
	45	255/45 R 19	104 T	XL	BSW	03451360000	Yes	28.0	29.3	51.0	10.0 (8.5)	(8.0 - 9.5)	1984	10	741
	50	255/50 R 19	107 T	XL	BSW	04400390000	Yes	29.0	33.9	51.0	10.4 (8.0)	(7.0 - 9.0)	2149	10	715
	55	235/55 R 19	105 T	XL	BSW	04400380000	Yes	29.2	30.9	51.0	9.6 (7.5)	(6.5 - 8.5)	2039	10	712
	55	265/55 R 19	113 T	XL	BSW	03451470000	Yes	30.5	38.5	51.0	10.9 (8.5)	(7.5 - 9.5)	2535	10	682
70	155/70 R 19	88 T	XL	BSW	03449750000	No	27.5	18.8	51.0	6.2 (4.5)	(4.0 - 5.0)	1235	10	754	

BSW = Black Sidewall | * = Self-Supporting Runflat

VIKINGCONTACT™ 7 | Product Data

PASSENGER/CROSSOVER/LIGHT TRUCK/SUV TIRES | WINTER | TOURING

RIM DIA (IN)	ASPECT RATIO (SERIES)	TIRE SIZE	LOAD/SPEED INDEX	LOAD RANGE	SIDEWALL	ARTICLE NUMBER	RIM PROTECTION	TIRE DIA (IN)	TIRE WT (LBS)	MAX PSI	OVERALL SECTION WIDTH (MEASURING RIM) (IN)	APPROVED RIM WIDTHS (IN)	MAX LOAD (LBS)	TREAD DEPTH (32 ^{nds})	REVS PER MILE
20	35	255/35 R 20	97 T	XL	BSW	03451300000	Yes	27.0	27.0	51.0	10.2 (9.0)	(8.5 - 10.0)	1609	10	769
	45	245/45 R 20	103 T	XL	BSW	03451230000	Yes	28.7	28.1	51.0	9.6 (8.0)	(7.5 - 9.0)	1929	10	724
	45	255/45 R 20	105 T	XL	BSW	03451370000	Yes	29.0	32.4	51.0	10.0 (8.5)	(8.0 - 9.5)	2039	10	715
	45	265/45 R 20	108 T	XL	BSW	03451440000	Yes	29.4	35.1	51.0	10.5 (9.0)	(8.5 - 10.0)	2205	10	707
	50	245/50 R 20	105 H	XL	BSW	03452790000	Yes	29.6	30.4	51.0	10.0 (7.5)	(7.0 - 8.5)	2039	10	701
	55	275/55 R 20	117 T	XL	BSW	04400540000	Yes	31.9	40.3	51.0	11.2 (8.5)	(7.5 - 9.5)	2833	10	651
22	45	285/45 R 22	114 T	XL	BSW	03453730000	Yes	32.1	38.6	51.0	11.2 (9.5)	(9.0 - 10.5)	2601	10	647

BSW = Black Sidewall

ORIGINAL EQUIPMENT PRODUCTS



4x4 Contact™*



4x4 WinterContact™



ContiCrossContact™ LX



ContiCrossContact™ LX²⁰



ContiCrossContact™ Winter



ContiPremiumContact™



ContiPremiumContact™ 2



ContiProContact™*



ContiSportContact™ 2



ContiSportContact™ 3



ContiSportContact™ 5



ContiSportContact™ 5P



ContiTouringContact™ CV95



ContiTrac™*



ContiTrac™ TR



ContiWinterContact™ TS 760



ContiWinterContact™ TS 790



ContiWinterContact™ TS 800



ContiWinterContact™ TS 810



ContiWinterContact™ TS 810 S



ContiWinterContact™ TS 830 P



CrossContact™ ATR



CrossContact™ LX Sport



CrossContact™ RX



CrossContact™ UHP



ExtremeContact™ DW



PremiumContact™ 6



ProContact™ GX



ProContact™ RX



ProContact™ TX



sContact™



SportContact™ 6



TerrainContact™ A/T



Vanco™ 2



VancoFourSeason™



VanContact™ A/S



VanContact™ Winter



VancoWinter™ 2



WinterContact™ TS 850 P



WinterContact™ TS 860 S

*Sidewall may vary.

OE PRODUCT LINE	RIM DIA (IN)	ASPECT RATIO (SERIES)	TIRE SIZE	LOAD/SPEED INDEX	LOAD RANGE	SIDEWALL	ARTICLE NUMBER	RIM PROTECTION	TIRE DIA (IN)	TIRE WT (LBS)	MAX (PSI)	OVERALL SECTION WIDTH (MEASURING RIM)-(IN)	APPROVED RIM WIDTHS (IN)	MAX LOAD (LBS)	TREAD DEPTH (32 ND S)	REVS PER MILE	UTQG
4X4Contact™ Family																	
VOLVO	16	65	215/65 R 16	102 V	XL	BSW	03549070000	No	27.0	221	51.0	8.7 (6.5)	(6.0 - 7.5)	1873	10	769	360 A A
MERCEDES-BENZ	17	65	235/65 R 17	104 H	SL	BSW	03591340000	Yes	29.0	272	50.0	9.4 (7.0)	(6.5 - 8.5)	1984	10	716	420 A A
	18	60	265/60 R 18	110 V	SL	BSW	03549120000	Yes	30.5	331	51.0	10.7 (8.0)	(7.5 - 9.5)	2336	10	681	420 A A
VOLVO		60	235/60 R 18	103 H	SL	BSW	03545130000	Yes	29.1	276	51.0	9.4 (7.0)	(6.5 - 8.5)	1929	10	714	360 A A
BMW	19	50	255/50 R 19	107 H	XL	BSW	03546680000	No	29.0	38.2	51.0	10.4 (8.0)	(7.0 - 9.0)	2149	10	716	360 A A
LAND ROVER		55	255/55 R 19	111 V	XL	BSW	03548930000	No	30.0	33.3	51.0	10.4 (8.0)	(7.0 - 9.0)	2403	10	692	360 A A
MERCEDES-BENZ		50	235/50 R 19	99 H	SL	BSW	03549050000	No	28.3	26.0	51.0	9.6 (7.5)	(6.5 - 8.5)	1708	10	734	360 A A
		50	255/50 R 19	107 H	XL	BSW	03545900000	No	29.0	29.2	51.0	10.4 (8.0)	(7.0 - 9.0)	2149	10	716	360 A A
MERCEDES-BENZ	20	55	275/55 R 19	111 H	SL	BSW	03549140000	Yes	30.9	34.4	51.0	11.2 (8.5)	(7.0 - 9.0)	2403	10	672	360 A A
		45	265/45 R 20	108 H	XL	BSW	03540280000	No	29.4	29.5	51.0	10.5 (9.0)	(8.5 - 10.0)	2204	10	707	360 A A

ContiPremiumContact™

MAYBACH	19	50	275/50 R 19	112 W	XL	BSW	03515500000	Yes	29.8	33.2	51.0	11.2 (8.5)	(7.5 - 9.5)	2204	10	696	280 A A
---------	----	----	-------------	-------	----	-----	-------------	-----	------	------	------	------------	-------------	------	----	-----	---------

ContiPremiumContact™ 2

MINI	15	65	175/65 R 15	84 H	SL	BSW	03580060000	No	24.0	15.6	51.0	7.0 (5.0)	(5.0 - 6.0)	1102	9	867	280 AA A
	16	55	195/55 R 16	87 V	SL	BSW	03579380000	No	24.4	21.4	51.0	7.9 (6.0)	(5.5 - 7.0)	1201	10	850	280 AA A
	17	55	205/55 R 17	91 V	XL	BSW	03580030000	No	25.9	23.4	51.0	8.4 (6.5)	(5.5 - 7.5)	1356	10	803	280 AA A

ContiProContact™

FIAT	15	55	185/55 R 15	82 H	SL	BSW	15487990000	No	23.0	16.7	51.0	7.9 (6.0)	(5.5 - 7.0)	1047	10	903	500 AA A
FORD		65	195/65 R 15	91 H	SL	BSW	15485990000	No	25.0	17.9	51.0	7.9 (6.0)	(5.5 - 7.0)	1355	10	831	500 AA A
HONDA		65	P195/65 R 15	89 H	SL	BSW	15482860000	No	25.0	17.2	44.0	7.9 (6.0)	(5.5 - 7.0)	1278	10	831	500 AA A
MINI		65	175/65 R 15	84 H	SL	BSW	03526250000	No	24.0	14.8	51.0	7.2 (5.0)	(5.0 - 6.0)	1102	9	866	400 AA A
NISSAN		65	P185/65 R 15	86 H	SL	BSW	15490600000	No	24.5	15.6	51.0	7.4 (5.5)	(5.0 - 6.5)	1168	10	848	500 AA A
VOLKSWAGEN		65	195/65 R 15	91 H	SL	BSW	15490480000	No	25.0	17.1	51.0	7.9 (6.0)	(5.5 - 7.0)	1355	10	831	500 AA A
CHEVROLET	16	60	P 215/60 R 16	94 S	SL	BSW	15481530000	No	26.2	19.4	44.0	8.7 (6.5)	(6.0 - 7.0)	1521	10	793	540 A A
		70	P 205/70 R 16	96 H	SL	BSW	15496930000	No	27.3	20.3	51.0	8.2 (6.0)	(5.0 - 7.0)	1565	10	761	500 AA A
FIAT		55	205/55 R 16	91 H	SL	BSW	15491170000	No	24.9	17.9	51.0	8.4 (6.5)	(5.5 - 7.5)	1355	10	834	500 AA A
MINI		55	195/55 R 16	87 V	SL	BSW	03526260000	No	24.4	21.3	51.0	7.9 (6.0)	(5.5 - 7.0)	1201	9	851	400 AA A
NISSAN		55	P195/55 R 16	86 H	SL	BSW	15481540000	No	24.4	15.4	51.0	7.9 (6.0)	(5.5 - 7.0)	1168	10	851	540 A A
		55	P205/55 R 16	89 H	SL	BSW	15490310000	No	24.9	18.0	51.0	8.4 (6.5)	(5.5 - 7.5)	1278	10	834	500 AA A
TOYOTA	55	P205/55 R 16	89 H	SL	BSW	15489370000	No	24.9	19.0	51.0	8.4 (6.5)	(5.5 - 7.5)	1278	10	834	500 AA A	
VOLKSWAGEN	60	215/60 R 16	95 T	SL	BSW	15483490000	No	26.2	20.8	44.0	8.7 (6.5)	(6.0 - 7.0)	1521	10	793	500 AA A	
AUDI	17	45	225/45 R 17	94 H	XL	BSW	15486790000	Yes	25.0	20.3	51.0	8.9 (7.5)	(7.0 - 8.5)	1355	10	831	400 A A
BMW		50	205/50 R 17	89 V	SL	BSW	03508170000	No	25.1	21.2	51.0	8.4 (6.5)	(5.5 - 7.5)	1278	10	828	400 AA A
		55	225/55 R 17	97 H	SL	BSW	15491140000	No	26.7	29.2	51.0	9.2 (7.0)	(6.0 - 8.0)	1609	9	775	400 A A

BSW = Black Sidewall

OE PRODUCT LINE	RIM DIA (IN)	ASPECT RATIO (SERIES)	TIRE SIZE	LOAD/SPEED INDEX	LOAD RANGE	SIDEWALL	ARTICLE NUMBER	RIM PROTECTION	TIRE DIA (IN)	TIRE WT (LBS)	MAX (PSI)	OVERALL SECTION WIDTH (MEASURING RIM)-(IN)	APPROVED RIM WIDTHS (IN)	MAX LOAD (LBS)	TREAD DEPTH (32 ^{nds})	REVS PER MILE	UTQG
ContiProContact™																	
CHEVROLET	17	50	P 225/50 R 17	93 H	SL	BSW	15448850000	Yes	25.9	21.9	51.0	9.2 (7.0)	(6.0 - 8.0)	1433	10	802	500 AA A
CHRYSLER		55	225/55 R 17	97 H	SL	BSW	15491200000	No	26.7	23.3	51.0	9.2 (7.0)	(6.0 - 8.0)	1609	10	775	500 AA A
FORD		50	215/50 R 17	91 H	SL	BSW	15482660000	Yes	25.5	21.6	51.0	8.9 (7.0)	(6.0 - 7.0)	1355	10	815	500 AA A
		55	235/55 R 17	99 H	SL	BSW	15484790000	No	27.2	25.5	51.0	9.6 (7.5)	(6.5 - 8.5)	1708	10	764	500 AA A
HONDA		65	P 235/65 R 17	103 T	SL	BSW	15577120000	No	29.0	25.9	44.0	9.4 (7.0)	(6.5 - 8.5)	1929	10	716	500 A A
HYUNDAI		45	P215/45 R 17	87 H	SL	BSW	15493240000	Yes	24.6	19.2	51.0	8.5 (7.0)	(7.0 - 8.0)	1201	10	844	500 AA A
MERCEDES-BENZ		40	255/40 R 17	94 H	SL	BSW	03500220000	Yes	25.0	23.8	51.0	10.2 (9.0)	(8.5 - 10.0)	1477	10	830	500 AA A
		45	235/45 R 17	94 H	SL	BSW	03500210000	Yes	25.3	21.5	51.0	9.3 (8.0)	(7.5 - 9.0)	1477	10	820	500 AA A
		50	225/50 R 17	94 H	SL	BSW	15495330000	No	25.9	25.5	51.0	9.2 (7.0)	(6.0 - 8.0)	1477	9	803	400 AA A
NISSAN		50	205/50 R 17	89 V	SL	BSW	15493530000	Yes	25.1	19.1	51.0	8.4 (6.5)	(5.5 - 7.5)	1279	10	828	400 AA A
VOLKSWAGEN		45	235/45 R 17	97 H	XL	BSW	03522790000	Yes	25.3	23.0	51.0	9.3 (8.0)	(7.5 - 9.0)	1609	10	821	400 AA A
VOLVO		45	235/45 R 17	97 V	XL	BSW	15449930000	Yes	25.3	19.8	51.0	9.3 (8.0)	(7.5 - 9.0)	1609	9	821	400 AA A
18		AUDI	45	245/45 R 18	100 H	XL	BSW	15481240000	Yes	26.7	23.4	51.0	9.6 (8.0)	(7.5 - 9.0)	1763	10	778
		45	255/45 R 18	99 H	SL	BSW	03524820000	Yes	27.0	23.6	51.0	10.0 (8.5)	(8.0 - 9.5)	1708	10	769	400 AA A
	BMW	50	225/50 R 18	99 V	XL	BSW	15491150000	No	26.9	28.3	51.0	9.2 (7.0)	(6.0 - 8.0)	1709	9	772	400 A A
	BUICK	45	245/45 R 18	100 H	XL	BSW	03500040000	Yes	26.7	25.2	51.0	9.6 (8.0)	(7.5 - 9.0)	1763	10	779	500 A A
	CADILLAC	55	235/55 R 18	104 H	XL	BSW	15482680000	No	28.2	24.9	51.0	9.6 (7.5)	(6.5 - 8.5)	1984	10	737	500 AA A
	CHEVROLET	55	P215/55 R 18	94 H	SL	BSW	15482620000	No	27.3	21.8	51.0	8.9 (7.0)	(6.0 - 7.0)	1521	10	761	500 AA A
	CHRYSLER	60	P 225/60 R 18	99 V	SL	BSW	15506780000	No	28.6	28.9	52.0	9.0 (6.5)	(6.0 - 8.0)	1763	11	726	400 A A
	HONDA	40	225/40 R 18	92 V	XL	BSW	15497490000	Yes	25.1	21.2	51.0	9.0 (8.0)	(7.5 - 9.0)	1388	10	828	500 AA A
		40	235/40 R 18	91 W	SL	BSW	15508170000	Yes	25.4	22.1	51.0	9.5 (8.5)	(8.0 - 9.5)	1355	9	818	400 AA A
		40	235/40 R 18	91 W	SL	BSW	15575190000	Yes	25.4	23.1	51.0	9.5 (8.5)	(8.0 - 9.5)	1356	10	818	400 AA A
	MERCEDES-BENZ	40	225/40 R 18	92 H	XL	BSW	15481210000	Yes	25.1	22.1	51.0	9.0 (8.0)	(7.5 - 9.0)	1388	10	828	500 AA A
	VOLVO	40	235/40 R 18	95 H	XL	BSW	03504370000	Yes	25.4	22.0	51.0	9.5 (8.5)	(8.0 - 9.5)	1521	10	818	500 AA A
	19	FORD	45	235/45 R 19	95 H	SL	BSW	15484960000	Yes	27.3	25.0	51.0	9.3 (8.0)	(7.5 - 9.0)	1521	10	761
HYUNDAI		40	275/40 R 19	101 W	SL	BSW	03572740000	Yes	27.7	30.6	51.0	10.9 (9.5)	(9.0 - 11.0)	1818	12	750	400 A A
		40	P275/40 R 19	101 V	SL	BSW	15488300000	Yes	27.7	27.0	51.0	10.9 (9.5)	(9.0 - 11.0)	1818	10	750	400 AA A
		45	245/45 R 19	98 W	SL	BSW	03572730000	Yes	27.7	24.8	51.0	9.6 (8.0)	(7.5 - 9.0)	1653	12	750	400 A A
		45	P 235/45 R 19	95 V	SL	BSW	15506880000	Yes	27.3	22.9	51.0	9.3 (8.0)	(7.5 - 9.0)	1521	9	760	400 A A
KIA	45	P245/45 R 19	98 V	SL	BSW	15488290000	Yes	27.7	25.4	51.0	9.6 (8.0)	(7.5 - 9.0)	1653	9	750	400 AA A	
ContiSportContact™ 2																	
BMW	17	45	225/45 R 17	91 W	XL	BSW	03580080000	Yes	25.0	24.5	51.0	8.9 (7.5)	(7.0 - 8.5)	1356	10	832	280 AA A

BSW = Black Sidewall

OE PRODUCT LINE	RIM DIA (IN)	ASPECT RATIO (SERIES)	TIRE SIZE	LOAD/SPEED INDEX	LOAD RANGE	SIDEWALL	ARTICLE NUMBER	RIM PROTECTION	TIRE DIA (IN)	TIRE WT (LBS)	MAX (PSI)	OVERALL SECTION WIDTH (MEASURING RIM)-(IN)	APPROVED RIM WIDTHS (IN)	MAX LOAD (LBS)	TREAD DEPTH (32 ND S)	REVS PER MILE	UTQG	
ContiSportContact™ 2																		
JAGUAR	18	40	275/40 R 18	103 W	XL	BSW	03510980000	Yes	26.7	24.7	51.0	10.9 (9.5)	(9.0 - 11.0)	1929	10	778	280 AA A	
		45	245/45 R 18	100 W	XL	BSW	03581390000	Yes	26.7	25.5	51.0	9.6 (8.0)	(7.5 - 9.0)	1764	10	779	280 AA A	
MERCEDES-BENZ	45	255/45 R 18	99 Y	SL	BSW	03520440000	Yes	27.0	23.0	51.0	10.0 (8.5)	(8.0 - 9.5)	1708	10	769	280 AA A		
	19	40	255/40 R 19	100 Y	XL	BSW	03503940000	Yes	27.0	25.0	51.0	10.2 (9.0)	(8.5 - 10.0)	1763	10	769	280 AA A	
	20	35	255/35 ZR 20	(97 Y)	XL	BSW	03571410000	Yes	27.0	26.0	51.0	10.2 (9.0)	(8.5 - 10.0)	1609	10	769	280 AA A	

ContiSportContact™ 3

MINI	17	45	205/45 R 17	84 V	XL	BSW	03580420000	No	24.3	21.4	51.0	8.1 (7.0)	(6.5 - 7.5)	1102	10	856	280 AA A
BMW	18	40	275/40 R 18	99 Y	SL	BSW	03572850000	No	26.7	36.6	51.0	10.9 (9.5)	(9.0 - 11.0)	1709	10	779	280 AA A
		45	245/45 R 18	96 Y	SL	BSW	03572520000	No	26.7	32.4	51.0	9.6 (8.0)	(7.5 - 9.0)	1565	9	779	280 AA A
JAGUAR	18	50	245/40 ZR 20	99 Y	XL	BSW	03579040000	Yes	27.6	26.6	51.0	9.8 (8.5)	(8.0 - 9.5)	1521	9	750	280 AA A
MERCEDES-BENZ		40	245/40 R 18	93 Y	SL	BSW	03579280000	Yes	25.7	23.2	51.0	9.8 (8.5)	(8.0 - 9.5)	1433	10	808	280 AA A
	40	235/40 R 18	91 Y	SL	BSW	03578630000	Yes	25.4	21.1	51.0	9.5 (8.5)	(8.0 - 9.5)	1356	10	818	280 AA A	
	60	215/60 R 18	98 H	SL	BSW	03547930000	No	28.2	30.7	51.0	8.7 (6.5)	(6.0 - 7.5)	1653	11	738	None	
BMW	19	45	245/45 R 19	98 W	SL	BSW	03572870000	Yes	27.7	31.9	51.0	9.6 (8.0)	(7.5 - 9.0)	1653	9	750	280 AA A
PORSCHE		40	285/40 ZR 19	(103 Y)	SL	BSW	03589860000	Yes	28.0	30.0	51.0	11.4 (10.0)	(9.5 - 11.0)	1929	9	743	280 AA A
AUDI	20	40	265/40 R 20	104 Y	XL	BSW	03579140000	Yes	28.3	27.9	51.0	10.7 (9.5)	(9.0 - 10.5)	1984	9	733	280 AA A
		50	265/50 R 20	111 H	XL	BSW	03549510000	Yes	30.4	34.1	50.0	10.9 (8.5)	(7.5 - 9.5)	2403	11	683	None
JAGUAR	20	35	275/35 ZR 20	102 Y	XL	BSW	03579070000	Yes	27.6	27.1	51.0	10.9 (9.5)	(9.0 - 11.0)	1874	9	753	280 AA A
MASERATI		35	285/35 ZR 20	104 Y	XL	BSW	03564430000	Yes	27.9	28.6	51.0	11.4 (10.0)	(9.5 - 11.0)	1984	10	745	280 AA A
MERCEDES-BENZ	20	40	245/40 R 18	97 Y	XL	BSW	03579150000	Yes	27.7	24.3	51.0	9.8 (8.5)	(8.0 - 9.5)	1432	10	808	280 AA A

ContiSportContact™ 5

BMW	17	45	225/45 R 17	91 W	SL	BSW	03509530000	Yes	25.0	23.4	51.0	8.9 (7.5)	(7.0 - 8.5)	1355	8	831	280 AA A
		45	255/45 R 17	98 W	SL	BSW	03583990000	Yes	26.0	31.2	51.0	10.0 (8.5)	(8.0 - 9.5)	1477	9	798	280 AA A
		50	225/50 R 17	94 W	SL	BSW	03509570000	Yes	25.9	27.0	51.0	9.2 (7.0)	(6.0 - 8.0)	1477	9	802	280 AA A
		50	225/50 R 17	94 W	SL	BSW	03583970000	Yes	25.9	27.3	51.0	9.2 (7.0)	(6.0 - 8.0)	1477	9	803	280 AA A
		55	225/55 R 17	101 H	XL	BSW	03554280000	No	26.7	24.6	50.0	9.2 (7.0)	(6.0 - 8.0)	1819	10	777	None
MERCEDES-BENZ	18	45	225/45 R 17	91 Y	SL	BSW	03561770000	Yes	25.0	19.6	51.0	8.9 (7.5)	(7.0 - 8.0)	1355	9	831	280 AA A
SMART		45	225/45 R 17	91 W	SL	BSW	03507370000	Yes	25.0	19.9	51.0	8.9 (7.5)	(7.0 - 8.5)	1355	9	831	280 AA A
AUDI	18	40	225/40 R 18	92 Y	XL	BSW	03569250000	Yes	25.1	22.7	50.0	9.1 (8.0)	(7.5 - 9.0)	1389	9	828	280 AA A
		40	245/40 R 18	93 Y	SL	BSW	03575980000	Yes	25.7	26.1	51.0	9.8 (8.5)	(8.0 - 9.5)	1432	9	808	280 AA A
		40	245/40 R 18	97 Y	XL	BSW	03567940000	Yes	25.7	26.0	50.0	9.8 (8.5)	(8.0 - 9.5)	1609	9	808	280 AA A
		40	245/40 R 18	93 Y	SL	BSW	03565860000	Yes	25.7	23.1	51.0	9.8 (8.5)	(8.0 - 9.5)	1433	9	808	280 AA A
		45	245/45 R 18	96 Y	SL	BSW	03563890000	Yes	26.7	24.2	51.0	9.7 (8.0)	(7.5 - 9.0)	1565	10	779	280 AA A

BSW = Black Sidewall

OE PRODUCT LINE	RIM DIA (IN)	ASPECT RATIO (SERIES)	TIRE SIZE	LOAD/SPEED INDEX	LOAD RANGE	SIDEWALL	ARTICLE NUMBER	RIM PROTECTION	TIRE DIA (IN)	TIRE WT (LBS)	MAX (PSI)	OVERALL SECTION WIDTH (MEASURING RIM)-(IN)	APPROVED RIM WIDTHS (IN)	MAX LOAD (LBS)	TREAD DEPTH (32 ND S)	REVS PER MILE	UTQG	
ContiSportContact™ 5																		
BMW	18	35	245/35 R 18	88 Y	SL	BSW	03509510000	Yes	24.8	25.6	51.0	9.8 (8.5)	(8.0 - 9.5)	1234	9	838	280 AA A	
		40	225/40 R 18	88 Y	SL	BSW	03589670000	Yes	25.1	25.3	51.0	9.1 (8.0)	(7.5 - 9.0)	1235	9	828	280 AA A	
		45	225/45 R 18	91 Y	SL	BSW	03509600000	Yes	26.0	26.1	51.0	8.9 (7.5)	(7.0 - 8.5)	1355	9	799	280 AA A	
		45	255/45 R 18	99 W	SL	BSW	03561540000	Yes	27.0	28.9	51.0	10.0 (8.5)	(8.0 - 9.5)	1708	9	769	280 AA A	
		50	225/50 R 18	95 W	SL	BSW	03561530000	Yes	26.9	27.6	51.0	9.2 (7.0)	(6.0 - 8.0)	1521	9	772	280 AA A	
		55	255/55 R 18	109 H	XL	BSW	03541540000	No	29.0	40.3	51.0	10.4 (8.0)	(7.0 - 9.0)	2270	9	716	280 A A	
JAGUAR		45	245/45 R 18	100 W	XL	BSW	03570830000	Yes	26.7	24.9	51.0	9.6 (8.0)	(7.5 - 9.0)	1763	9	778	280 AA A	
MERCEDES-BENZ	18	35	245/35 R 18	92 Y	XL	BSW	03507400000	Yes	24.8	20.9	51.0	9.8 (8.5)	(8.0 - 9.5)	1388	9	838	280 AA A	
		35	255/35 R 18	94 Y	XL	BSW	03561870000	Yes	25.0	24.7	51.0	10.0 (9.0)	(8.5 - 10.0)	1477	9	831	280 AA A	
		40	225/40 R 18	92 W	XL	BSW	03586880000	Yes	25.1	25.1	51.0	9.1 (8.0)	(7.5 - 9.0)	1389	9	828	280 AA A	
		40	225/40 R 18	92 Y	XL	BSW	03507390000	Yes	25.1	20.2	51.0	9.0 (8.0)	(7.5 - 9.0)	1388	10	828	280 AA A	
		40	245/40 R 18	97 Y	XL	BSW	03563020000	Yes	25.7	24.4	51.0	9.8 (8.5)	(8.0 - 9.5)	1609	9	808	280 AA A	
		40	245/40 R 18	97 Y	XL	BSW	03564380000	Yes	25.7	22.0	51.0	9.8 (8.5)	(8.0 - 9.5)	1609	9	808	280 AA A	
		45	225/45 R 18	95 Y	XL	BSW	03563050000	Yes	26.0	24.3	51.0	8.9 (7.5)	(7.0 - 8.5)	1521	9	799	280 AA A	
		45	225/45 R 18	95 Y	XL	BSW	03564090000	Yes	26.0	20.2	51.0	8.9 (7.5)	(7.0 - 8.5)	1521	9	799	280 AA A	
		50	245/50 R 18	100 W	SL	BSW	03523980000	Yes	27.6	27.2	51.0	10.0 (7.5)	(7.0 - 8.5)	1763	9	753	280 AA A	
		45	275/45 ZR 18	(103 Y)	SL	BSW	03562080000	Yes	27.7	28.0	51.0	10.7 (9.0)	(8.5 - 10.5)	1929	8	750	280 AA A	
PORSCHE	18	50	245/50 ZR 18	(100 Y)	SL	BSW	03562070000	Yes	27.6	26.3	51.0	10.0 (7.5)	(7.0 - 8.5)	1763	8	753	280 AA A	
		55	255/55 R 18	105 W	SL	BSW	03542250000	Yes	29.0	33.5	51.0	10.4 (8.0)	(7.0 - 9.0)	2039	9	715	280 AA A	
		60	235/60 R 18	103 W	SL	BSW	03542270000	Yes	29.1	28.7	51.0	9.4 (7.0)	(6.5 - 8.5)	1929	8	714	280 AA A	
VOLKSWAGEN	18	40	235/40 R 18	95 W	XL	BSW	03509940000	Yes	25.4	20.8	51.0	9.5 (8.5)	(8.0 - 9.5)	1521	9	818	280 AA A	
		55	235/55 R 18	100 V	SL	BSW	03564950000	Yes	28.2	26.9	51.0	9.6 (7.5)	(6.5 - 8.5)	1764	9	737	420 AA A	
AUDI		55	235/55 R 19	101 W	SL	BSW	03571250000	Yes	29.2	28.9	51.0	9.6 (7.5)	(6.5 - 8.5)	1818	9	711	420 AA A	
BMW	19	35	255/35 R 19	92 Y	SL	BSW	03588040000	Yes	26.0	25.8	51.0	10.2 (9.0)	(8.5 - 10.0)	1389	9	798	280 AA A	
		40	225/40 R 19	89 Y	SL	BSW	03589650000	Yes	26.1	24.8	51.0	9.1 (8.0)	(7.5 - 9.0)	1279	8	796	280 AA A	
		40	255/40 R 19	96 W	SL	BSW	03561550000	Yes	27.0	28.3	51.0	10.2 (9.0)	(8.5 - 10.0)	1565	9	769	280 AA A	
		45	225/45 R 19	92 W	SL	BSW	03561570000	Yes	27.0	26.2	51.0	9.6 (8.0)	(7.0 - 8.5)	1389	9	769	280 AA A	
		45	285/45 R 19	111 W	XL	BSW	03542170000	No	29.1	39.7	51.0	11.2 (9.5)	(9.0 - 10.5)	2403	9	714	280 AA A	
HYUNDAI	19	40	275/40 R 19	105 W	XL	BSW	03564890000	Yes	27.7	29.8	51.0	10.9 (9.5)	(9.0 - 11.0)	2039	9	750	280 AA A	
		45	245/45 R 19	102 W	XL	BSW	03564790000	Yes	27.7	25.4	51.0	9.6 (8.0)	(7.5 - 9.0)	1874	9	750	280 AA A	
MASERATI		40	275/40 ZR 19	(101 Y)	SL	BSW	03589920000	Yes	27.7	31.4	51.0	10.9 (9.5)	(9.0 - 11.0)	1819	9	751	280 AA A	

BSW = Black Sidewall

OE PRODUCT LINE	RIM DIA (IN)	ASPECT RATIO (SERIES)	TIRE SIZE	LOAD/SPEED INDEX	LOAD RANGE	SIDEWALL	ARTICLE NUMBER	RIM PROTECTION	TIRE DIA (IN)	TIRE WT (LBS)	MAX (PSI)	OVERALL SECTION WIDTH (MEASURING RIM)-(IN)	APPROVED RIM WIDTHS (IN)	MAX LOAD (LBS)	TREAD DEPTH (32 ND S)	REVS PER MILE	UTQG	
ContiSportContact™ 5																		
MERCEDES-BENZ	19	35	245/35 R 19	93 Y	XL	BSW	03562720000	Yes	25.8	25.9	51.0	9.8 (8.5)	(8.0 - 9.5)	1433	9	805	280 AA A	
		35	255/35 R 19	96 Y	XL	BSW	03563810000	Yes	26.0	27.7	51.0	10.2 (9.0)	(8.5 - 10.0)	1565	9	799	280 AA A	
		40	225/40 R 19	93 Y	XL	BSW	03562730000	Yes	26.1	24.9	51.0	9.1 (8.0)	(7.5 - 9.0)	1433	9	796	280 AA A	
		45	245/45 R 19	102 Y	XL	BSW	03567240000	Yes	27.7	26.1	51.0	9.7 (8.0)	(7.5 - 9.0)	1874	10	750	280 AA A	
PORSCHE		50	255/50 R 19	103 Y	SL	BSW	03569010000	Yes	29.0	29.8	51.0	10.4 (8.0)	(7.0 - 9.0)	1929	9	716	280 AA A	
		50	275/50 ZR 19	(112 Y)	XL	BSW	03572180000	Yes	29.8	36.1	51.0	11.2 (8.5)	(7.5 - 9.5)	2469	9	696	280 AA A	
		55	235/55 R 19	101 Y	SL	BSW	03542100000	Yes	29.2	28.2	51.0	9.6 (7.5)	(6.5 - 8.5)	1818	8	711	280 AA A	
VOLKSWAGEN		55	255/55 ZR 19	(111 Y)	XL	BSW	03572170000	Yes	30.0	32.0	51.0	10.4 (8.0)	(7.0 - 9.0)	2403	9	691	280 AA A	
		45	255/45 R 19	100 V	SL	BSW	03576070000	Yes	28.0	30.9	51.0	10.0 (8.5)	(8.0 - 9.5)	1763	9	741	420 AA A	
AUDI		20	45	285/45 R 20	112 Y	XL	BSW	03542720000	Yes	30.1	37.1	51.0	11.2 (9.5)	(9.0 - 10.5)	2469	9	692	420 AA A
			45	255/45 R 20	101 W	SL	BSW	03115520000	Yes	29.0	27.7	51.0	10.0 (8.5)	(8.0 - 9.5)	1819	9	715	420 AA A
BMW		21	35	315/35 R 20	110 W	XL	BSW	03542210000	Yes	28.7	41.0	51.0	12.6 (11.0)	(10.5 - 12.5)	2336	9	724	280 AA A
AUDI			40	285/40 R 21	109 Y	XL	BSW	03114490000	Yes	30.0	33.4	50.0	11.4 (10.0)	(9.5 - 11.0)	2271	9	693	420 AA A
LAND ROVER			45	265/45 R 21	108 W	XL	BSW	03118610000	Yes	30.4	32.1	50.0	10.5 (9.0)	(8.5 - 10.0)	2205	9	684	420 AA A
			45	275/45 R 21	110 Y	XL	BSW	03576190000	Yes	30.7	35.3	51.0	10.7 (9.0)	(8.0 - 9.5)	2337	9	677	420 AA A
MASERATI			35	295/35 ZR 21	(103 Y)	SL	BSW	03580580000	Yes	29.1	29.2	51.0	11.9 (10.5)	(10.0 - 11.5)	1929	9	713	420 AA A
			40	265/40 ZR 21	(101 Y)	SL	BSW	03580520000	Yes	29.3	29.2	51.0	10.7 (9.5)	(9.0 - 10.5)	1819	8	708	420 AA A
MERCEDES-BENZ			40	295/40 ZR 21	111 Y	XL	BSW	03541860000	Yes	30.3	36.6	51.0	11.9 (10.5)	(10.0 - 11.5)	2403	9	686	420 AA A
ROLLS-ROYCE			35	285/35 R 21	105 Y	XL	BSW	03563080000	Yes	28.9	32.0	51.0	11.4 (10.0)	(9.5 - 11.0)	2039	9	720	280 AA A
	40		255/40 R 21	102 Y	XL	BSW	03563070000	Yes	29.0	27.1	51.0	10.2 (9.0)	(8.5 - 10.0)	1874	9	716	280 AA A	
	45		285/45 R 21	113 Y	XL	BSW	03575060000	Yes	31.1	43.0	51.0	11.2 (9.5)	(9.0 - 10.5)	2535	9	668	280 AA A	
TESLA	50		255/50 R 21	109 Y	XL	BSW	03574930000	Yes	31.0	42.1	51.0	10.4 (8.0)	(7.0 - 9.0)	2270	9	669	280 AA A	
	35		245/35 R 21	96 W	XL	BSW	03568440000	Yes	27.8	25.0	51.0	9.8 (8.5)	(8.0 - 9.5)	1565	9	747	280 AA A	
LAND ROVER	22		40	295/40 R 22	112 Y	XL	BSW	03544230000	Yes	31.3	34.7	51.0	11.6 (10.5)	(10.0 - 11.5)	2469	9	664	420 AA A
ROLLS-ROYCE			40	285/40 R 22	110 Y	XL	BSW	03589120000	Yes	31.0	46.5	51.0	11.4 (10.0)	(9.5 - 11.0)	2337	9	671	280 AA A
			45	255/45 R 22	107 Y	XL	BSW	03575080000	Yes	31.0	38.1	51.0	10.0 (8.5)	(8.0 - 9.5)	2149	9	669	280 AA A

ContiSportContact™ 5P

MERCEDES-BENZ	18	35	255/35 ZR 18	94 Y	XL	BSW	03589640000	Yes	25.0	24.7	51.0	10.2 (9.0)	(8.5 - 10.0)	1477	8	830	280 AA A
		40	235/40 ZR 18	95 Y	XL	BSW	03589630000	Yes	25.4	22.0	51.0	9.5 (8.5)	(8.0 - 9.5)	1521	8	818	280 AA A
AUDI	19	30	295/30 ZR 19	(100 Y)	XL	BSW	03566030000	Yes	26.0	25.9	51.0	12.2 (10.5)	(10.0 - 11.0)	1763	9	799	240 AA A
		35	235/35 R 19	91 Y	XL	BSW	03562860000	Yes	25.5	20.6	51.0	9.5 (8.5)	(8.0 - 9.5)	1355	10	815	240 AA A
		35	235/35 ZR 19	(91 Y)	XL	BSW	03589950000	Yes	25.5	21.7	50.0	9.5 (8.5)	(8.0 - 9.5)	1356	10	815	240 AA A

BSW = Black Sidewall

OE PRODUCT LINE	RIM DIA (IN)	ASPECT RATIO (SERIES)	TIRE SIZE	LOAD/SPEED INDEX	LOAD RANGE	SIDEWALL	ARTICLE NUMBER	RIM PROTECTION	TIRE DIA (IN)	TIRE WT (LBS)	MAX (PSI)	OVERALL SECTION WIDTH (MEASURING RIM)-(IN)	APPROVED RIM WIDTHS (IN)	MAX LOAD (LBS)	TREAD DEPTH (32 ^{nds})	REVS PER MILE	UTQG	
ContiSportContact™ 5P																		
AUDI	19	35	235/35 ZR 19	91 Y	XL	BSW	03589760000	Yes	25.5	21.1	50.0	9.5 (8.5)	(8.0 - 9.5)	1356	10	815	240 AA A	
		35	255/35 R 19	96 Y	XL	BSW	03567930000	Yes	26.0	24.3	51.0	10.2 (9.0)	(8.5 - 10.0)	1565	9	799	240 AA A	
		35	255/35 ZR 19	(96 Y)	XL	BSW	03589770000	Yes	26.0	25.1	51.0	10.2 (9.0)	(8.5 - 10.0)	1565	10	798	280 AA A	
		40	255/40 R 19	100 Y	XL	BSW	03589780000	Yes	27.0	25.1	50.0	10.2 (9.0)	(8.5 - 10.0)	1764	10	769	240 AA A	
BMW		35	255/35 ZR 19	(92 Y)	XL	BSW	03579790000	Yes	26.0	22.5	51.0	10.2 (9.0)	(8.5 - 10.0)	1389	10	798	240 AA A	
		35	275/35 ZR 19	(100 Y)	XL	BSW	03575270000	Yes	26.6	29.2	50.0	10.9 (9.5)	(9.0 - 11.0)	1764	9	782	240 A A	
MERCEDES-BENZ		30	255/30 ZR 19	(91 Y)	XL	BSW	03589990000	Yes	25.0	22.3	51.0	10.2 (9.0)	(8.5 - 9.5)	1356	8	830	240 AA A	
		30	285/30 R 19	98 Y	XL	BSW	03519570000	Yes	25.7	28.8	51.0	11.4 (10.0)	(9.5 - 10.5)	1654	9	808	240 AA A	
		30	285/30 ZR 19	(98 Y)	XL	BSW	03589900000	Yes	25.7	29.8	51.0	11.4 (10.0)	(9.5 - 10.5)	1653	9	807	280 AA A	
		35	235/35 ZR 19	(91 Y)	XL	BSW	03589980000	Yes	25.5	21.3	51.0	9.5 (8.5)	(8.0 - 9.5)	1356	8	815	240 AA A	
		35	235/35 ZR 19	91 Y	XL	BSW	03571420000	Yes	25.5	22.0	51.0	9.5 (8.5)	(8.0 - 9.5)	1356	10	815	240 AA A	
		35	255/35 R 19	96 Y	XL	BSW	03519580000	Yes	26.0	28.0	51.0	10.2 (9.0)	(8.5 - 10.0)	1565	10	799	240 AA A	
		35	255/35 ZR 19	(96 Y)	XL	BSW	03589890000	Yes	26.0	26.6	51.0	10.2 (9.0)	(8.5 - 10.0)	1565	10	798	280 AA A	
		45	235/45 ZR 19	99 Y	XL	BSW	03563740000	Yes	27.3	25.3	51.0	9.3 (8.0)	(7.5 - 9.0)	1709	9	761	240 AA A	
AUDI		30	265/30 R 20	94 Y	XL	BSW	03586300000	Yes	26.3	24.2	51.0	10.7 (9.5)	(9.0 - 10.0)	1477	10	791	240 AA A	
JAGUAR		35	255/35 R 20	97 Y	XL	BSW	03570760000	Yes	27.0	24.9	51.0	10.2 (9.0)	(8.0 - 10.0)	1609	9	769	240 AA A	
MERCEDES-BENZ		30	285/30 ZR 20	(99 Y)	XL	BSW	03589940000	Yes	26.7	29.7	51.0	11.4 (10.0)	(9.5 - 10.5)	1709	9	777	240 AA A	
		35	285/35 ZR 20	(104 Y)	XL	BSW	03589790000	Yes	27.9	32.6	51.0	11.4 (10.0)	(9.5 - 11.0)	1984	9	746	240 AA A	
		35	275/35 R 20	102 Y	XL	BSW	03584590000	Yes	27.6	28.6	51.0	10.9 (9.5)	(9.0 - 11.0)	1874	9	753	240 AA A	
	40	235/40 ZR 20	96 Y	XL	BSW	03571430000	No	27.4	24.6	51.0	9.5 (8.5)	(8.0 - 9.5)	1565	9	758	240 AA A		
	40	245/40 R 20	99 Y	XL	BSW	03568000000	Yes	27.7	28.5	51.0	9.8 (8.5)	(8.0 - 9.5)	1709	9	750	240 AA A		
	40	255/40 ZR 20	(101 Y)	XL	BSW	03589800000	Yes	28.0	27.8	51.0	10.2 (9.0)	(8.5 - 10.0)	1819	10	727	240 AA A		
PORSCHE	40	305/40 ZR 20	(112 Y)	XL	BSW	03572690000	Yes	29.6	37.3	51.0	12.3 (11.0)	(10.0 - 12.0)	2469	9	702	240 AA A		
	45	275/45 ZR 20	(110 Y)	XL	BSW	03572660000	Yes	29.7	33.4	51.0	10.7 (9.0)	(8.5 - 10.5)	2337	9	698	240 AA A		
AUDI	35	265/35 R 21	101 Y	XL	BSW	03572080000	Yes	28.3	28.3	51.0	10.7 (9.5)	(9.0 - 10.5)	1819	10	734	240 AA A		
MERCEDES-BENZ	45	285/45 R 21	113 V	XL	BSW	03549520000	Yes	31.1	39.1	50.0	11.2 (9.5)	(9.0 - 10.5)	2535	11	668	None		
	35	285/35 ZR 21	105 Y	XL	BSW	03575010000	Yes	28.9	33.7	51.0	11.4 (10.0)	(9.5 - 11.0)	2039	9	720	240 AA A		
	40	255/40 ZR 21	102 Y	XL	BSW	03575000000	Yes	29.0	28.7	51.0	10.2 (9.0)	(8.5 - 10.0)	1874	9	716	240 AA A		
	30	315/30 ZR 21	(105 Y)	XL	BSW	03112560000	Yes	28.4	32.2	50.0	12.6 (11.0)	(10.5 - 11.5)	2039	9	730	240 AA A		
PORSCHE	30	315/30 ZR 21	(105 Y)	XL	BSW	03573180000	Yes	28.4	33.7	50.0	12.6 (11.0)	(10.5 - 11.5)	2039	9	730	240 AA A		
	35	275/35 ZR 21	(103 Y)	XL	BSW	03112550000	Yes	28.6	29.0	50.0	10.9 (9.5)	(9.0 - 11.0)	1929	9	727	240 AA A		

BSW = Black Sidewall

OE PRODUCT LINE	RIM DIA (IN)	ASPECT RATIO (SERIES)	TIRE SIZE	LOAD/SPEED INDEX	LOAD RANGE	SIDEWALL	ARTICLE NUMBER	RIM PROTECTION	TIRE DIA (IN)	TIRE WT (LBS)	MAX (PSI)	OVERALL SECTION WIDTH (MEASURING RIM)-(IN)	APPROVED RIM WIDTHS (IN)	MAX LOAD (LBS)	TREAD DEPTH (32 ND S)	REVS PER MILE	UTQG
ContiSportContact™ 5P																	
PORSCHE	21	35	295/35 R 21	103 Y	SL	BSW	03542280000	Yes	29.1	29.9	51.0	11.9 (10.5)	(10.0 - 11.5)	1929	9	714	240 AA A
		35	275/35 ZR 21	(103 Y)	XL	BSW	03573090000	Yes	28.6	30.9	50.0	10.9 (9.5)	(9.0 - 11.0)	1929	9	727	240 AA A
		40	265/40 R 21	101 Y	SL	BSW	03542300000	Yes	29.3	28.3	51.0	10.7 (9.5)	(9.0 - 10.5)	1819	10	711	240 AA A
TESLA	21	35	245/35 ZR 21	96 Y	XL	BSW	03578600000	Yes	27.8	26.1	51.0	9.8 (8.5)	(8.0 - 9.5)	1565	9	747	280 AA A
		35	265/35 ZR 21	101 Y	XL	BSW	03578610000	Yes	28.3	28.8	51.0	10.7 (9.5)	(9.0 - 10.5)	1819	10	734	240 AA A
MERCEDES-BENZ	22	40	285/40 ZR 22	(106 Y)	SL	BSW	03564830000	Yes	31.0	35.5	51.0	11.4 (10.0)	(9.5 - 11.0)	2094	9	670	240 AA A
ContiTouringContact™ CV95																	
BMW	17	50	225/50 R 17	94 V	SL	BSW	03517770000	Yes	25.9	22.5	51.0	9.2 (7.0)	(6.0 - 8.0)	1477	10	802	360 A A
ContiTrac™																	
FORD	18	65	LT275/65 R 18	123/120 S	E	BSW	04320230000	No	32.1	52.1	80.0	10.9 (8.0)	(7.5 - 9.0)	3415	14	647	None
CrossContact ATR																	
FORD	17	65	225/65 R 17	102 H	SL	BSW	03594630000	Yes	28.5	25.0	51.0	9.0 (6.5)	(6.0 - 8.0)	1874	10	729	600 A A
CrossContact™ LX																	
NISSAN	18	60	255/60 R 18	112 V	XL	BSW	03549390000	Yes	30.0	32.0	51.0	10.2 (7.5)	(7.0 - 9.0)	2469	10	692	520 A B
CrossContact™ LX Sport																	
JEEP	16	65	215/65 R 16	98 H	SL	BSW	03543700000	No	27.0	20.9	51.0	8.7 (6.5)	(6.0 - 7.5)	1653	9	769	480 A A
		65	215/65 R 16	98 H	SL	BSW	15507960000	No	27.0	22.8	51.0	8.7 (6.5)	(6.0 - 7.5)	1653	9	769	480 A A
KIA	17	60	225/60 R 17	99 H	SL	BSW	03592900000	No	27.6	23.5	51.0	9.0 (6.5)	(6.0 - 8.0)	1709	10	752	480 A A
		65	235/65 R 17	104 H	SL	BSW	03592320000	Yes	29.0	26.9	51.0	9.4 (7.0)	(6.5 - 8.5)	1984	10	716	480 A A
VOLVO	17	55	235/55 R 17	99 V	SL	BSW	03549280000	Yes	27.2	22.5	51.0	9.6 (7.5)	(6.5 - 8.5)	1708	10	764	480 A A
ACURA		60	235/60 R 18	103 H	SL	BSW	15499000000	Yes	29.1	30.4	51.0	9.4 (7.0)	(6.5 - 8.5)	1929	10	714	480 A A
ALFA ROMEO	17	60	235/60 R 18	103 V	SL	BSW	03548530000	No	29.1	35.9	51.0	9.4 (7.0)	(6.5 - 8.5)	1929	9	714	480 A A
AUDI		50	235/50 R 18	97 H	SL	BSW	03543880000	Yes	27.3	23.2	51.0	9.6 (8.0)	(6.5 - 8.5)	1609	9	761	480 A A
BMW	17	60	235/60 R 18	103 H	SL	BSW	15498480000	Yes	29.1	29.1	51.0	9.4 (7.0)	(6.5 - 8.5)	1929	10	714	480 A A
		40	225/40 R 18	92 V	XL	BSW	03553310000	No	25.1	24.3	50.0	9.1 (8.0)	(7.5 - 9.0)	1389	10	828	None
GMC	17	65	235/65 R 18	106 H	SL	BSW	15507900000	Yes	30.0	28.0	51.0	9.4 (7.0)	(6.5 - 8.5)	2094	10	692	480 A A
KIA		60	235/60 R 18	103 H	SL	BSW	03591570000	No	29.1	25.9	51.0	9.4 (7.0)	(6.5 - 8.5)	1929	10	714	480 A A
LAND ROVER	18	60	235/60 R 18	107 V	XL	BSW	04710350000	Yes	29.1	28.1	51.0	9.4 (7.0)	(6.5 - 8.5)	2149	9	714	480 A A
MERCEDES-BENZ		55	255/55 R 18	105 H	SL	BSW	03549190000	No	29.0	28.7	51.0	10.4 (8.0)	(7.0 - 9.0)	2039	10	715	480 A A
	NISSAN	55	255/55 R 18	109 H	XL	BSW	03555910000	No	29.0	30.0	51.0	10.4 (8.0)	(7.0 - 9.0)	2271	11	715	None
VOLKSWAGEN		60	235/60 R 18	103 H	SL	BSW	03543270000	No	29.1	35.2	51.0	9.4 (7.0)	(6.5 - 8.5)	1929	9	714	480 A A
	VOLVO	60	255/60 R 18	112 V	XL	BSW	03592480000	Yes	30.0	32.0	51.0	10.2 (7.5)	(7.0 - 9.0)	2469	9	691	480 A A
VOLVO		65	235/65 R 18	106 T	SL	BSW	03593320000	No	30.0	29.8	44.0	9.4 (7.0)	(6.5 - 8.5)	2094	10	692	480 A A
	VOLKSWAGEN	55	255/55 R 18	109 H	XL	BSW	03549240000	Yes	29.0	29.3	51.0	10.4 (8.0)	(7.0 - 9.0)	2270	10	716	480 A A
VOLVO		60	245/60 R 18	105 T	SL	BSW	15500960000	Yes	29.6	28.6	44.0	9.8 (7.0)	(7.0 - 8.5)	2039	10	702	480 A A
	VOLVO	50	235/50 R 18	97 V	SL	BSW	03549270000	Yes	27.3	22.0	51.0	9.6 (8.0)	(6.5 - 8.5)	1609	9	761	480 A A

BSW = Black Sidewall

OE PRODUCT LINE	RIM DIA (IN)	ASPECT RATIO (SERIES)	TIRE SIZE	LOAD/SPEED INDEX	LOAD RANGE	SIDEWALL	ARTICLE NUMBER	RIM PROTECTION	TIRE DIA (IN)	TIRE WT (LBS)	MAX (PSI)	OVERALL SECTION WIDTH (MEASURING RIM)-(IN)	APPROVED RIM WIDTHS (IN)	MAX LOAD (LBS)	TREAD DEPTH (32 ND S)	REVS PER MILE	UTQG	
CrossContact™ LX Sport																		
19	ACURA	55	235/55 R 19	101 H	SL	BSW	15500580000	No	29.2	29.5	51.0	9.6 (7.5)	(6.5 - 8.5)	1818	10	712	480 A A	
		55	245/55 R 19	103 H	SL	BSW	04320180000	No	29.6	29.2	51.0	10.0 (7.5)	(7.0 - 8.5)	1929	10	702	480 A A	
	ALFA ROMEO	55	235/55 R 19	101 V	SL	BSW	03548520000	Yes	29.2	28.4	51.0	9.6 (7.5)	(6.5 - 8.5)	1818	9	712	480 A A	
	AUDI	55	235/55 R 19	101 H	SL	BSW	15498470000	Yes	29.2	29.1	51.0	9.6 (7.5)	(6.5 - 8.5)	1819	10	711	480 A A	
	BMW	50	265/50 R 19	110 H	XL	BSW	03591780000	No	29.4	37.5	51.0	10.9 (8.5)	(7.5 - 9.5)	2337	9	706	480 A A	
	FORD	60	255/60 R 19	109 H	SL	BSW	03547200000	Yes	31.0	36.0	51.0	10.2 (7.5)	(7.0 - 9.0)	2271	10	669	480 A A	
	KIA	55	235/55 R 19	101 H	SL	BSW	03593900000	No	29.2	24.9	51.0	9.6 (7.5)	(6.5 - 8.5)	1819	10	712	480 A A	
	LAND ROVER	55	255/55 R 19	111 W	XL	BSW	03592740000	Yes	30.0	31.5	51.0	10.4 (8.0)	(7.0 - 9.0)	2403	10	691	480 A A	
		50	255/50 R 19	103 H	SL	BSW	03591120000	No	29.0	27.9	51.0	10.4 (8.0)	(7.0 - 9.0)	1929	9	715	480 A A	
	MERCEDES-BENZ	55	235/55 R 19	101 H	SL	BSW	03591110000	No	29.2	27.6	51.0	9.6 (7.5)	(6.5 - 8.5)	1819	9	712	480 A A	
		55	235/55 R 19	101 H	SL	BSW	03543280000	No	29.2	32.6	51.0	9.6 (7.5)	(6.0 - 7.0)	1819	9	711	480 A A	
	VOLVO	55	235/55 R 19	105 H	XL	BSW	03549490000	Yes	29.2	27.7	51.0	9.6 (7.5)	(6.5 - 8.5)	2039	9	711	480 A A	
	20	ALFA ROMEO	45	255/45 R 20	101 H	SL	BSW	15501890000	Yes	29.0	24.0	51.0	10.0 (8.5)	(8.0 - 9.5)	1818	10	715	480 A A
			45	255/45 R 20	101 V	SL	BSW	03593150000	Yes	29.0	30.4	51.0	10.0 (8.5)	(8.0 - 9.5)	1819	10	715	480 A A
		40	255/40 R 20	101 W	XL	BSW	03550400000	Yes	28.0	29.0	50.0	10.2 (9.0)	(8.5 - 10.0)	1819	11	741	None	
		45	255/45 R 20	101 V	SL	BSW	03544490000	Yes	29.0	33.2	51.0	10.0 (8.5)	(8.0 - 9.5)	1819	11	715	None	
AUDI		45	255/45 R 20	101 H	SL	BSW	15498490000	Yes	29.0	30.4	51.0	10.0 (8.5)	(8.0 - 9.5)	1818	10	716	480 A A	
		45	285/45 R 20	112 H	XL	BSW	03542790000	Yes	30.1	35.7	51.0	11.2 (9.5)	(9.0 - 10.5)	2469	10	692	480 A A	
		50	275/50 R 20	113 H	XL	BSW	03549570000	Yes	30.8	33.1	51.0	11.2 (8.5)	(7.5 - 9.5)	2535	10	674	480 A A	
		50	255/50 R 20	109 H	XL	BSW	03590080000	Yes	30.0	27.9	51.0	10.4 (8.0)	(7.0 - 9.0)	2271	10	692	480 A A	
BMW		45	275/45 R 20	110 H	XL	BSW	03591790000	No	29.7	38.3	51.0	10.7 (9.0)	(8.5 - 10.5)	2337	9	698	480 A A	
		50	275/50 R 20	113 H	XL	BSW	03591800000	No	30.8	41.5	51.0	11.2 (8.5)	(7.5 - 9.5)	2535	9	674	480 A A	
HONDA		45	265/45 R 20	104 H	SL	BSW	03590360000	No	29.4	27.1	51.0	10.5 (9.0)	(8.5 - 10.0)	1984	10	707	480 A A	
		50	245/50 R 20	102 H	SL	BSW	03542490000	No	29.6	28.0	51.0	10.0 (7.5)	(7.0 - 8.5)	1874	10	699	480 A A	
KIA		45	255/45 R 20	105 V	XL	BSW	03591600000	Yes	29.0	28.2	50.0	10.0 (8.5)	(8.0 - 9.5)	2039	9	715	480 A A	
LAND ROVER		45	245/45 R 20	103 W	XL	BSW	03593380000	Yes	28.7	28.9	51.0	9.6 (8.0)	(7.5 - 9.0)	1929	9	724	480 A A	
		45	245/45 R 20	103 W	XL	BSW	03593390000	Yes	28.7	29.7	51.0	9.6 (8.0)	(7.5 - 9.0)	1929	9	724	480 A A	
LINCOLN	45	245/45 R 20	99 V	SL	BSW	03590230000	Yes	28.7	27.3	51.0	9.6 (8.0)	(7.5 - 9.0)	1709	10	724	480 A A		
	50	245/50 R 20	102 V	SL	BSW	15508250000	Yes	29.6	30.9	51.0	10.0 (7.5)	(7.0 - 8.5)	1874	9	701	480 A A		
MASERATI	40	295/40 R 20	106 W	SL	BSW	03574280000	Yes	29.3	33.1	51.0	11.9 (10.5)	(10.0 - 11.5)	2094	10	709	480 A A		
	45	265/45 R 20	104 W	SL	BSW	03574270000	Yes	29.4	29.8	51.0	10.5 (9.0)	(8.5 - 10.0)	1984	10	707	480 A A		

BSW = Black Sidewall

OE PRODUCT LINE	RIM DIA (IN)	ASPECT RATIO (SERIES)	TIRE SIZE	LOAD/SPEED INDEX	LOAD RANGE	SIDEWALL	ARTICLE NUMBER	RIM PROTECTION	TIRE DIA (IN)	TIRE WT (LBS)	MAX (PSI)	OVERALL SECTION WIDTH (MEASURING RIM)-(IN)	APPROVED RIM WIDTHS (IN)	MAX LOAD (LBS)	TREAD DEPTH (32 ND S)	REVS PER MILE	UTQG
CrossContact™ LX Sport																	
MERCEDES-BENZ	20	45	265/45 R 20	108 H	XL	BSW	03549170000	No	29.4	28.4	51.0	105 (9.0)	(8.5 - 10.0)	2204	10	707	480 A A
TESLA		45	265/45 R 20	108 V	XL	BSW	03593500000	Yes	29.4	29.8	51.0	105 (9.0)	(8.5 - 10.0)	2205	9	707	480 A A
		45	275/45 R 20	110 V	XL	BSW	03593520000	Yes	29.7	31.8	51.0	107 (9.0)	(8.5 - 10.5)	2337	9	698	480 A A
VOLKSWAGEN		45	275/45 R 20	110 H	XL	BSW	03549250000	Yes	29.7	30.3	51.0	107 (9.0)	(8.5 - 10.0)	2336	10	699	480 A A
		50	255/50 R 20	105 T	SL	BSW	03592200000	Yes	30.0	32.2	44.0	104 (8.0)	(7.0 - 9.0)	2039	10	692	480 A A
VOLVO	45	255/45 R 20	105 H	XL	BSW	03548500000	Yes	29.0	27.3	50.0	100 (8.5)	(8.0 - 9.5)	2039	9	715	480 A A	
AUDI	21	40	285/40 R 21	109 H	XL	BSW	03548420000	No	30.0	33.7	51.0	114 (10.0)	(9.5 - 11.0)	2271	10	693	480 A A
		45	285/45 R 21	113 H	XL	BSW	03549540000	Yes	31.1	33.0	51.0	112 (9.5)	(9.0 - 10.5)	2535	10	668	480 A A
		45	265/45 R 21	108 H	XL	BSW	03591160000	Yes	30.4	33.1	51.0	105 (9.0)	(8.5 - 10.0)	2205	10	684	480 A A
		45	285/45 R 21	113 H	XL	BSW	03549530000	Yes	31.1	33.0	51.0	112 (9.5)	(9.0 - 10.5)	2535	10	668	480 A A
BMW	45	285/45 R 21	113 H	XL	BSW	03591810000	No	31.1	36.2	51.0	107 (9.5)	(9.0 - 10.5)	2535	9	668	480 A A	
	45	285/45 R 21	113 H	XL	BSW	03591820000	No	31.1	43.4	51.0	102 (9.0)	(8.5 - 10.0)	2535	9	668	480 A A	
CHEVROLET	45	265/45 R 21	104 V	SL	BSW	15507910000	Yes	30.4	31.9	51.0	105 (9.0)	(8.5 - 10.0)	1984	9	684	480 A A	
LAND ROVER	45	265/45 R 21	108 W	XL	BSW	03590140000	Yes	30.4	34.5	50.0	105 (9.0)	(8.5 - 10.0)	2204	10	684	480 A A	
	45	275/45 R 21	110 Y	XL	BSW	03543130000	Yes	30.7	33.8	51.0	107 (9.0)	(8.5 - 10.5)	2337	9	677	480 A A	
LINCOLN	40	265/40 R 21	101 V	SL	BSW	15570600000	Yes	29.3	30.6	51.0	107 (9.5)	(9.0 - 10.5)	1819	9	708	480 A A	
MERCEDES-BENZ	40	315/40 R 21	115 V	XL	BSW	03549700000	No	30.9	39.2	51.0	126 (11.0)	(10.5 - 12.5)	2679	9	672	480 A A	
	45	275/45 R 21	107 H	SL	BSW	03543190000	No	30.7	31.0	51.0	107 (9.0)	(8.5 - 10.5)	2337	10	677	480 A A	
	45	275/45 R 21	110 V	XL	BSW	03593250000	No	30.7	36.3	51.0	107 (9.0)	(8.5 - 10.5)	2337	10	676	480 A A	
VOLKSWAGEN	40	275/40 R 21	107 H	XL	BSW	03543830000	Yes	29.7	31.2	51.0	105 (9.5)	(9.0 - 11.0)	2149	10	750	480 A A	
AUDI	22	40	285/ 40 R 22	110 H	XL	BSW	03549590000	Yes	31.0	35.0	51.0	114 (10.0)	(9.5 - 11.0)	2337	10	671	480 A A
		40	285/40 R 22	110 H	XL	BSW	03549600000	Yes	31.0	33.7	51.0	114 (10.0)	(9.5 - 11.0)	2337	10	671	480 A A
LAND ROVER	40	265/40 R 22	106 Y	XL	BSW	03547380000	Yes	30.3	36.6	50.0	107 (9.5)	(9.0 - 10.5)	2094	10	685	480 A A	
	40	275/40 R 22	108 Y	XL	BSW	03549260000	Yes	30.7	33.3	51.0	109 (9.5)	(9.0 - 10.5)	2205	9	677	480 A A	
	40	275/40 R 22	108 Y	XL	BSW	03543870000	Yes	30.7	33.3	51.0	109 (9.5)	(9.0 - 10.5)	2205	9	677	480 A A	
40	285/40 R 22	110 Y	XL	BSW	03544620000	Yes	31.0	36.4	51.0	114 (10.0)	(9.5 - 11.0)	2094	10	670	480 A A		
CrossContact™ LX20																	
AUDI	20	50	255/50 R 20	109 H	XL	BSW	03547530000	Yes	30.0	33.0	50.0	104 (8.0)	(7.0 - 9.0)	2271	11	692	None
BUICK		55	255/55 R 20	107 H	SL	BSW	15571080000	No	31.0	33.8	51.0	104 (8.0)	(7.0 - 9.0)	2149	11	669	680 A A
CHEVROLET		55	P 275/55 R 20	111 T	SL	BSW	15508200000	No	31.9	38.1	44.0	112 (8.5)	(7.5 - 9.5)	2403	11	651	740 A B
		55	P275/55 R 20	111 S	SL	BSW	15493040000	No	31.9	38.1	44.0	112 (8.5)	(7.5 - 9.5)	2403	11	651	740 A B
		60	275/60 R 20	115 T	SL	BSW	15507930000	No	33.0	39.1	44.0	110 (8.0)	(7.5 - 9.5)	2679	11	630	740 A B

BSW = Black Sidewall

OE PRODUCT LINE	RIM DIA (IN)	ASPECT RATIO (SERIES)	TIRE SIZE	LOAD/SPEED INDEX	LOAD RANGE	SIDEWALL	ARTICLE NUMBER	RIM PROTECTION	TIRE DIA (IN)	TIRE WT (LBS)	MAX (PSI)	OVERALL SECTION WIDTH (MEASURING RIM)-(IN)	APPROVED RIM WIDTHS (IN)	MAX LOAD (LBS)	TREAD DEPTH (32 ND S)	REVS PER MILE	UTQG
CrossContact™ RX																	
JEEP	17	60	215/60 R 17	96 H	SL	BSW	03592560000	Yes	27.2	21.0	51.0	8.7 (6.5)	(6.0 - 7.5)	1565	10	765	480 A A
NISSAN		65	235/65 R 17	104 H	SL	BSW	03592230000	Yes	29.0	26.3	51.0	9.4 (7.0)	(6.5 - 8.5)	1984	10	716	480 A A
BMW	18	45	225/45 R 18	95 V	XL	BSW	03553320000	No	26.0	26.8	50.0	8.9 (7.5)	(7.0 - 8.5)	1521	10	800	None
	19	50	245/50 R 19	105 V	XL	BSW	03551790000	No	28.6	35.3	51.0	10.0 (7.5)	(7.0 - 8.5)	2039	10	725	None
55		235/55 R 19	101 H	SL	BSW	03592580000	No	29.2	27.2	51.0	9.6 (7.5)	(6.5 - 8.5)	1819	9	712	480 A A	
65		255/65 R 19	114 V	XL	BSW	03590920000	Yes	32.1	35.4	50.0	10.2 (7.5)	(7.0 - 9.0)	2601	9	648	480 A A	
FORD	20	45	245/45 R 20	103 H	XL	BSW	03592930000	Yes	28.7	25.8	51.0	9.6 (8.0)	(7.5 - 9.0)	1929	9	724	480 A A
ALFA ROMEO	21	40	255/40 R 21	102 V	XL	BSW	03593200000	Yes	29.0	28.4	50.0	10.2 (9.0)	(8.5 - 10.0)	1874	10	716	480 A A
LAND ROVER	22	45	275/45 R 22	112 W	XL	BSW	03590940000	Yes	31.7	35.4	50.0	10.7 (9.0)	(8.5 - 10.5)	2469	9	654	480 A A

CrossContact™ UHP																	
VOLKSWAGEN	18	55	255/55 R 18	109 W	XL	BSW	03564260000	Yes	29.0	32.2	51.0	10.4 (8.0)	(7.0 - 9.0)	2271	10	715	420 A A
BMW		50	255/50 R 19	107 V	XL	BSW	03547290000	No	29.0	37.6	51.0	10.4 (8.0)	(7.0 - 9.0)	2149	10	715	420 AA A
LAND ROVER	19	55	235/55 R 19	105 W	XL	BSW	03580390000	Yes	29.2	26.1	51.0	9.3 (7.5)	(6.5 - 8.5)	2039	10	712	420 A A
MERCEDES-BENZ		50	255/50 R 19	103 W	SL	BSW	03548790000	Yes	29.0	29.5	51.0	10.4 (8.0)	(7.0 - 9.0)	1929	10	716	420 A A
	20	50	275/50 R 20	109 W	SL	BSW	03548760000	No	30.8	34.2	51.0	11.2 (8.5)	(7.5 - 9.5)	2270	10	674	420 AA A
VOLKSWAGEN		45	275/45 R 20	110 W	XL	BSW	03541260000	Yes	29.7	33.5	51.0	10.7 (9.0)	(8.5 - 10.0)	2336	10	699	420 AA A
MERCEDES-BENZ	21	35	295/35 ZR 21	107 Y	XL	BSW	03548740000	Yes	29.1	32.9	51.0	11.9 (10.5)	(10.0 - 11.5)	2149	10	714	280 AA A
		40	265/40 R 21	105 Y	XL	BSW	03548730000	Yes	29.3	28.7	51.0	10.7 (9.5)	(9.0 - 10.5)	2039	9	708	420 AA A
		40	295/40 R 21	111 W	XL	BSW	03548710000	Yes	30.3	34.6	51.0	11.9 (10.5)	(10.0 - 11.5)	2403	10	686	420 A A
PORSCHE	35	295/35 R 21	107 Y	XL	BSW	03589710000	Yes	29.1	34.7	51.0	11.9 (10.5)	(10.0 - 11.5)	2149	10	713	280 AA A	

PremiumContact™ 6																	
AUDI	17	65	215/65 R 17	99 H	SL	BSW	03547560000	Yes	28.0	25.8	51.0	8.7 (6.5)	(6.0 - 7.5)	1709	11	742	None
BMW		55	225/55 R 17	97 W	SL	BSW	03573000000	No	26.7	25.7	51.0	9.2 (7.0)	(6.0 - 8.0)	1609	9	777	280 AA A
AUDI	18	55	235/55 R 18	100 H	SL	BSW	03551600000	Yes	28.2	26.7	51.0	9.6 (7.5)	(6.5 - 8.5)	1764	11	737	None
BMW		40	255/40 R 18	99 V	XL	BSW	03553730000	Yes	26.0	24.4	51.0	10.2 (9.0)	(8.5 - 10.0)	1709	10	798	None
		50	225/50 R 18	99 W	XL	BSW	03585200000	No	26.9	20.7	51.0	9.2 (7.0)	(6.0 - 8.0)	1709	9	773	280 AA A
BMW	19	50	225/50 R 18	95 W	SL	BSW	03573020000	No	26.9	26.1	51.0	9.2 (7.0)	(6.0 - 8.0)	1521	9	773	280 AA A
		50	225/50 R 19	100 V	XL	BSW	03551570000	Yes	27.9	26.6	51.0	9.2 (7.0)	(6.0 - 8.0)	1764	10	746	None
BMW	19	35	235/35 R 19	91 Y	XL	BSW	03589140000	Yes	25.5	20.2	50.0	9.5 (8.5)	(8.0 - 9.5)	1356	8	815	280 AA A
		45	225/45 R 19	92 W	SL	BSW	03573050000	No	27.0	23.6	51.0	8.9 (7.5)	(7.0 - 8.5)	1389	9	770	280 AA A
HYUNDAI	40	245/40 R 19	98 Y	XL	BSW	03586490000	Yes	26.7	24.0	51.0	9.8 (8.5)	(8.0 - 9.5)	1653	9	778	280 AA A	
MASERATI	19	40	275/40 ZR 19	(101 Y)	SL	BSW	03114760000	Yes	27.7	27.9	51.0	10.9 (9.5)	(9.0 - 11.0)	1819	9	751	280 AA A
		45	245/45 ZR 19	(98 Y)	SL	BSW	03114750000	Yes	27.7	24.4	51.0	9.6 (8.0)	(7.5 - 9.0)	1653	9	750	280 AA A

BSW = Black Sidewall

OE PRODUCT LINE	RIM DIA (IN)	ASPECT RATIO (SERIES)	TIRE SIZE	LOAD/SPEED INDEX	LOAD RANGE	SIDEWALL	ARTICLE NUMBER	RIM PROTECTION	TIRE DIA (IN)	TIRE WT (LBS)	MAX (PSI)	OVERALL SECTION WIDTH (MEASURING RIM)-(IN)	APPROVED RIM WIDTHS (IN)	MAX LOAD (LBS)	TREAD DEPTH (32 ^{nds})	REVS PER MILE	UTQG	
PremiumContact™ 6																		
MERCEDES-BENZ	19	50	235/50 R 19	99 W	SL	BSW	03579710000	No	28.3	32.5	51.0	9.6 (7.5)	(6.5 - 8.5)	1709	9	735	280 AA A	
		50	235/50 R 19	99 W	SL	BSW	03579710000	No	28.3	32.5	51.0	9.6 (7.5)	(6.5 - 8.5)	1709	9	735	280 AA A	
PORSCHE		45	275/45 R 19	108 Y	XL	BSW	03581120000	Yes	28.7	30.2	50.0	10.7 (9.0)	(8.5 - 10.5)	2205	9	723	280 AA A	
		55	225/55 R 19	103 Y	XL	BSW	03581110000	Yes	28.7	28.3	51.0	9.2 (7.0)	(6.0 - 8.0)	1929	9	723	280 AA A	
VOLVO		40	235/40 R 19	96 W	XL	BSW	03589210000	Yes	26.4	25.4	51.0	9.5 (8.5)	(8.0 - 9.5)	1565	9	787	280 AA A	
AUDI	20	30	275/30 R 20	97 W	XL	BSW	03551650000	Yes	26.5	28.6	51.0	10.9 (9.5)	(9.0 - 10.0)	1609	10	784	None	
		45	245/45 R 20	103 W	XL	BSW	03551630000	Yes	28.7	28.5	50.0	9.6 (8.0)	(7.5 - 9.0)	1929	11	724	None	
		45	245/45 R 20	103 Y	XL	BSW	03581740000	Yes	28.7	27.6	50.0	9.6 (8.0)	(7.5 - 9.0)	1929	9	724	280 AA A	
VOLVO		40	245/40 R 20	99 V	XL	BSW	03115080000	Yes	27.7	26.9	50.0	9.8 (8.5)	(8.0 - 9.5)	1709	9	750	280 AA A	
BMW	21	35	315/35 R 21	111 Y	XL	BSW	03582060000	No	29.7	42.1	50.0	12.6 (11.0)	(10.5 - 12.5)	2403	8	700	280 AA A	
		40	275/40 R 21	107 Y	XL	BSW	03582040000	No	29.7	35.0	50.0	10.9 (9.5)	(9.0 - 11.0)	2149	8	700	280 AA A	
MERCEDES-BENZ		45	315/45 R 21	116 Y	SL	BSW	03586350000	Yes	32.2	41.9	51.0	12.4 (10.5)	(10.0 - 12.0)	2756	9	646	280 AA A	
	50	275/50 R 21	113 Y	XL	BSW	03586340000	Yes	31.8	39.3	51.0	11.2 (8.5)	(7.5 - 9.5)	2535	9	653	280 AA A		
BMW	22	30	315/30 R 22	107 Y	XL	BSW	03588850000	No	29.4	35.8	50.0	12.6 (11.0)	(10.5 - 11.5)	2149	8	706	280 AA A	
		35	275/35 R 22	104 Y	XL	BSW	03588770000	No	29.6	32.2	50.0	10.9 (9.5)	(9.0 - 11.0)	1984	8	702	280 AA A	
		35	315/35 R 22	111 Y	XL	BSW	03588080000	No	30.7	44.2	50.0	12.6 (11.0)	(10.5 - 12.5)	2403	8	677	280 AA A	
		40	275/40 R 22	107 Y	XL	BSW	03588110000	No	30.7	37.3	50.0	10.9 (9.5)	(9.0 - 11.0)	2149	8	678	280 AA A	
JAGUAR		40	255/40 R 22	103 V	XL	BSW	03112260000	Yes	30.0	35.5	50.0	10.2 (9.0)	(8.5 - 10.0)	1929	9	692	280 AA A	
MERCEDES-BENZ		40	325/40 R 22	114 Y	SL	BSW	03586250000	Yes	32.2	41.3	51.0	13.0 (11.5)	(11.0 - 13.0)	2601	9	644	280 AA A	
	40	325/40 R 22	114 Y	SL	BSW	03111440000	Yes	32.2	40.6	51.0	13.0 (11.5)	(11.0 - 13.0)	2601	9	644	280 AA A		
	45	285/45 R 22	114 Y	XL	BSW	03111430000	Yes	32.1	37.2	51.0	11.2 (9.5)	(9.0 - 10.5)	2601	9	647	280 AA A		
	45	285/45 R 22	114 Y	XL	BSW	03586240000	Yes	32.1	38.2	51.0	11.2 (9.5)	(9.0 - 10.5)	2601	9	647	280 AA A		

ProContact™ GX

AUDI	18	40	245/40 R 18	97 H	XL	BSW	15572010000	Yes	25.7	21.9	51.0	9.8 (8.5)	(8.0 - 9.5)	1609	9	808	500 A A	
BMW		40	225/40 R 18	92 H	XL	BSW	03586090000	No	25.1	23.2	51.0	9.1 (8.0)	(7.5 - 9.0)	1389	9	828	500 A A	
		45	225/45 R 18	95 H	XL	BSW	15572110000	No	26.0	24.3	51.0	8.9 (7.5)	(7.0 - 8.5)	1521	8	800	500 A A	
JAGUAR			45	225/45 R 18	95 H	XL	BSW	15498120000	Yes	26.0	26.6	51.0	8.9 (7.5)	(7.0 - 8.5)	1521	9	799	500 A A
MERCEDES-BENZ		40	235/40 R 18	95 V	XL	BSW	03588780000	Yes	25.4	24.1	51.0	9.5 (8.5)	(8.0 - 9.5)	1521	9	818	400 A A	
		40	245/40 R 18	97 H	XL	BSW	15494340000	Yes	25.7	25.1	51.0	9.8 (8.5)	(8.0 - 9.5)	1609	10	808	500 A A	
		40	245/40 R 18	97 H	XL	BSW	03587270000	No	25.7	24.4	51.0	9.8 (8.5)	(8.0 - 9.5)	1609	9	808	500 A A	
		45	225/45 R 18	95 H	XL	BSW	15494330000	Yes	26.0	23.9	51.0	8.9 (7.5)	(7.0 - 8.5)	1521	10	799	500 A A	
	45	225/45 R 18	95 H	XL	BSW	03587260000	No	26.0	23.2	51.0	8.9 (7.5)	(7.0 - 8.5)	1521	9	800	500 A A		

BSW = Black Sidewall

OE PRODUCT LINE	RIM DIA (IN)	ASPECT RATIO (SERIES)	TIRE SIZE	LOAD/SPEED INDEX	LOAD RANGE	SIDEWALL	ARTICLE NUMBER	RIM PROTECTION	TIRE DIA (IN)	TIRE WT (LBS)	MAX (PSI)	OVERALL SECTION WIDTH (MEASURING RIM)-(IN)	APPROVED RIM WIDTHS (IN)	MAX LOAD (LBS)	TREAD DEPTH (32 ^{nds})	REVS PER MILE	UTQG
ProContact™ GX																	
MERCEDES-BENZ	18	55	235/55 R 18	100 H	SL	BSW	15506440000	No	28.2	31.3	51.0	9.6 (7.5)	(6.5 - 8.5)	1764	9	737	500 A A
		55	235/55 R 18	100 H	SL	BSW	15506440000	No	28.2	31.3	51.0	9.6 (7.5)	(6.5 - 8.5)	1764	9	737	500 A A
		55	235/55 R 18	104 T	XL	BSW	03584510000	No	28.2	28.9	51.0	9.6 (7.5)	(6.5 - 8.5)	1984	9	737	540 A B
BMW	19	35	275/35 R 19	100 H	XL	BSW	15507540000	Yes	26.6	31.7	51.0	10.9 (9.5)	(9.0 - 11.0)	1764	8	782	500 A A
		35	275/35 R 19	100 H	XL	BSW	15507540000	Yes	26.6	31.7	51.0	10.9 (9.5)	(9.0 - 11.0)	1764	8	782	500 A A
JAGUAR	19	40	245/40 R 19	98 H	XL	BSW	15500600000	Yes	26.7	25.8	51.0	9.8 (8.5)	(8.0 - 9.5)	1653	9	778	500 A A
JAGUAR		40	245/40 R 19	98 H	XL	BSW	15500430000	Yes	26.7	22.9	51.0	9.8 (8.5)	(8.0 - 9.5)	1653	9	778	500 A A
JEEP		45	235/45 R 19	95 H	SL	BSW	03584920000	Yes	27.3	27.6	51.0	9.3 (8.0)	(7.5 - 9.0)	1521	9	760	500 A A
MERCEDES-BENZ		35	275/35 R 19	100 H	XL	BSW	15501330000	Yes	26.6	31.5	51.0	10.9 (9.5)	(9.0 - 11.0)	1763	10	781	500 A A
		40	275/40 R 19	101 H	SL	BSW	15494250000	Yes	27.7	33.9	51.0	10.9 (9.5)	(9.0 - 11.0)	1818	9	750	500 A A
		45	245/45 R 19	102 H	XL	BSW	15489480000	Yes	27.7	32.3	51.0	9.6 (8.0)	(7.5 - 9.0)	1874	10	750	500 A A
		50	235/50 R 19	99 H	SL	BSW	15506450000	No	28.3	31.1	51.0	9.6 (7.5)	(6.5 - 8.5)	1709	9	735	500 A A
		50	235/50 R 19	99 H	SL	BSW	15506450000	No	28.3	31.1	51.0	9.6 (7.5)	(6.5 - 8.5)	1709	9	735	500 A A
		50	235/50 R 19	99 V	SL	BSW	03586870000	No	28.3	30.9	51.0	9.6 (7.5)	(6.5 - 8.5)	1709	9	735	400 A A
		50	235/50 R 19	103 T	XL	BSW	03584460000	No	28.3	28.0	51.0	9.6 (7.5)	(6.5 - 8.5)	1929	9	735	540 A B

ProContact™ RX

HYUNDAI	16	55	205/55 R 16	91 H	SL	BSW	15570670000	No	24.9	18.3	51.0	8.4 (6.5)	(5.5 - 7.5)	1356	9	835	480 A A
ALFA ROMEO		50	225/50 R 17	94 V	SL	BSW	15572040000	Yes	25.9	26.4	51.0	9.2 (7.0)	(6.0 - 8.0)	1477	9	803	400 AA A
		50	225/50 R 17	94 V	SL	BSW	15508180000	Yes	25.9	26.2	51.0	9.2 (7.0)	(6.0 - 8.0)	1477	9	802	400 AA A
CADILLAC	18	45	225/45 R 17	91 V	SL	BSW	15499540000	Yes	25.0	20.3	51.0	8.9 (7.5)	(7.0 - 8.5)	1356	9	832	400 A A
ALFA ROMEO		45	225/45 R 18	91 V	SL	BSW	15572050000	Yes	26.0	24.0	51.0	8.9 (7.5)	(7.0 - 8.5)	1356	9	800	400 A A
BMW		40	255/40 R 18	99 V	XL	BSW	03553350000	No	26.0	29.1	50.0	10.2 (9.0)	(8.5 - 10.0)	1709	10	798	None
		45	205/45 R 18	90 H	XL	BSW	03554310000	Yes	25.3	18.4	50.0	8.1 (7.0)	(6.5 - 7.5)	1323	10	822	None
		55	205/55 R 18	96 H	XL	BSW	03550340000	No	26.9	20.9	51.0	8.4 (6.5)	(5.5 - 7.5)	1565	10	773	None
CADILLAC		35	255/35 R 18	90 V	SL	BSW	15495360000	Yes	25.0	26.1	51.0	10.0 (9.0)	(8.5 - 10.0)	1322	9	831	400 A A
		40	225/40 R 18	88 V	SL	BSW	15495340000	Yes	25.1	23.7	51.0	9.0 (8.0)	(7.5 - 9.0)	1234	9	828	400 A A
		40	235/40 R 18	91 V	SL	BSW	15499390000	Yes	25.4	23.0	51.0	9.5 (8.5)	(8.0 - 9.5)	1356	9	818	400 A A
		40	235/40 R 18	91 V	SL	BSW	15575060000	Yes	25.4	24.7	51.0	9.5 (8.5)	(8 - 9.5)	1356	9	818	400 A A
AUDI		19	55	255/55 R 19	111 H	XL	BSW	03547480000	Yes	30.0	32.3	50.0	10.4 (8.0)	(7.0 - 9.0)	2403	10	691
CADILLAC	35		235/35 R 19	91 V	XL	BSW	15500150000	Yes	25.5	23.4	51.0	9.5 (8.5)	(8.0 - 9.5)	1356	9	815	400 A A
HYUNDAI	35		275/35 R 19	96 W	SL	BSW	03580470000	Yes	26.6	28.0	51.0	10.9 (9.5)	(9.0 - 11.0)	1565	9	782	400 A A
POLESTAR	45		245/45 R 19	102 V	XL	BSW	15574310000	Yes	27.7	29.4	50.0	9.6 (8.0)	(7.5 - 9.0)	1874	9	750	400 A A

BSW = Black Sidewall

OE PRODUCT LINE	RIM DIA (IN)	ASPECT RATIO (SERIES)	TIRE SIZE	LOAD/SPEED INDEX	LOAD RANGE	SIDEWALL	ARTICLE NUMBER	RIM PROTECTION	TIRE DIA (IN)	TIRE WT (LBS)	MAX (PSI)	OVERALL SECTION WIDTH (MEASURING RIM)-(IN)	APPROVED RIM WIDTHS (IN)	MAX LOAD (LBS)	TREAD DEPTH (3 ² DS)	REVS PER MILE	UTQG
ProContact™ RX																	
PORSCHE	19	45	275/45 R 19	108 H	XL	BSW	15507790000	Yes	28.7	31.0	50.0	10.7 (9.0)	(8.5 - 10.5)	2005	9	723	500 A A
		45	275/45 R 19	108 V	XL	BSW	03553830000	Yes	28.7	33.5	50.0	10.7 (9.0)	(8.5 - 10.5)	2205	10	723	None
		55	225/55 R 19	103 H	XL	BSW	15507850000	Yes	28.7	28.5	51.0	9.2 (7.0)	(6.0 - 8.0)	1929	9	723	500 A A
		55	225/55 R 19	103 V	XL	BSW	03553820000	Yes	28.7	30.1	50.0	9.2 (7.0)	(6.0 - 8.0)	1929	10	723	None
TESLA		40	235/40 R 19	96 W	XL	BSW	15571540000	Yes	26.4	24.3	51.0	9.5 (8.5)	(8.0 - 9.5)	1565	9	787	400 A A
		45	255/45 R 19	104 W	XL	BSW	15573630000	Yes	28.0	24.3	51.0	10.0 (8.5)	(8.0 - 9.5)	1984	9	741	400 A A
VOLKSWAGEN		40	235/40 R 19	92 H	SL	BSW	15572180000	Yes	26.4	21.3	51.0	9.5 (8.5)	(8.0 - 9.5)	1389	9	787	500 A A
VOLVO		45	255/45 R 19	104 H	XL	BSW	03118790000	No	28.0	27.1	51.0	10.0 (8.5)	(8.0 - 9.5)	1984	9	741	500 A A
	50	235/50 R 19	103 H	XL	BSW	03118780000	No	28.3	26.1	51.0	9.6 (7.5)	(6.5 - 8.5)	1929	9	735	500 A A	
AUDI	20	40	255/40 R 20	101 W	XL	BSW	03551580000	Yes	28.0	28.0	51.0	10.2 (9.0)	(8.5 - 10.0)	1819	10	741	None
PORSCHE		40	285/40 R 20	108 H	XL	BSW	15507770000	Yes	29.0	33.1	51.0	11.4 (10.0)	(9.5 - 11.0)	2205	9	717	500 A A
		45	245/45 R 20	103 H	XL	BSW	15574160000	Yes	28.7	27.9	50.0	9.6 (8.0)	(7.5 - 9.0)	1929	9	724	500 A A
AUDI	21	40	245/40 R 21	100 V	XL	BSW	03550600000	Yes	28.7	30.5	51.0	9.8 (8.5)	(8.0 - 9.5)	1764	10	723	None
PORSCHE		30	305/30 R 21	104 H	XL	BSW	15507750000	Yes	28.2	31.9	50.0	12.3 (11.0)	(10.5 - 11.5)	1984	9	737	500 A A
		35	265/35 R 21	101 H	XL	BSW	15574190000	Yes	28.3	25.1	50.0	10.7 (9.5)	(9 - 10.5)	1819	9	734	500 A A
AUDI	22	30	285/30 R 22	101 W	XL	BSW	03550590000	Yes	28.7	30.3	51.0	11.4 (10.0)	(9.5 - 10.5)	1819	10	723	None

ProContact™ TX																	
KIA	15	65	185/65 R 15	88 H	SL	BSW	15502440000	No	24.5	16.6	51.0	7.3 (5.5)	(5.0 - 6.5)	1235	10	849	500 A A
NISSAN		65	195/65 R 15	91 H	SL	BSW	15570430000	No	25.0	17.7	51.0	7.9 (6.0)	(5.5 - 7.0)	1356	9	832	500 A A
SMART		65	165/65 R 15	81 T	SL	BSW	15495600000	No	23.4	13.1	44.0	6.7 (5.0)	(4.5 - 6.0)	1019	9	888	540 A B
VOLKSWAGEN		65	195/65 R 15	91 H	SL	BSW	15498400000	No	25.0	16.9	51.0	7.9 (6.0)	(5.5 - 7.0)	1355	9	831	500 A A
BMW	16	55	205/55 R 16	91 H	SL	BSW	03531960000	No	24.9	26.6	51.0	8.4 (6.5)	(5.5 - 7.5)	1356	10	835	None
FORD		55	215/55 R 16	97 H	XL	BSW	15508160000	No	25.3	20.5	51.0	8.9 (7.0)	(6.0 - 7.5)	1609	9	821	500 A A
MAZDA		60	205/60 R 16	92 H	SL	BSW	15571260000	No	25.7	17.8	51.0	8.2 (6.0)	(5.5 - 7.5)	1389	9	809	400 A A
MERCEDES-BENZ		75	225/75 R 16 C	121/120 R	E	BSW	04531730000	No	29.3	38.5	90.0	8.8 (6.0)	(6.0 - 7.0)	3195	12	709	None
NISSAN		55	205/55 R 16	91 V	SL	BSW	15570440000	No	24.9	19.4	51.0	8.4 (6.5)	(5.5 - 7.5)	1356	9	835	500 A A
		60	215/60 R 16	95 H	SL	BSW	15508140000	No	26.2	20.5	51.0	11.4 (10.0)	(9.5 - 10.5)	1521	9	794	500 A A
SMART		45	205/45 R 16	83 H	SL	BSW	15507970000	Yes	23.3	18.4	51.0	8.1 (7.0)	(6.5 - 7.5)	1074	9	893	500 A A
		50	185/50 R 16	81 H	SL	BSW	15496680000	Yes	23.3	15.9	51.0	7.6 (6.0)	(5.0 - 6.5)	1019	9	892	400 A A
		50	185/50 R 16	81 H	SL	BSW	15496680000	Yes	23.3	15.9	51.0	7.6 (6.0)	(5.0 - 6.5)	1019	9	892	400 A A
SUBARU		55	P 205/55 R 16	89 V	SL	BSW	15498990000	No	24.9	19.2	44.0	8.4 (6.5)	(5.5 - 7.5)	1278	9	834	400 A A
VOLKSWAGEN	55	205/55 R 16	91 H	SL	BSW	15501020000	No	24.9	18.7	51.0	8.4 (6.5)	(6.0 - 7.0)	1355	9	834	500 A A	

BSW = Black Sidewall

OE PRODUCT LINE	RIM DIA (IN)	ASPECT RATIO (SERIES)	TIRE SIZE	LOAD/SPEED INDEX	LOAD RANGE	SIDEWALL	ARTICLE NUMBER	RIM PROTECTION	TIRE DIA (IN)	TIRE WT (LBS)	MAX (PSI)	OVERALL SECTION WIDTH (MEASURING RIM)-(IN)	APPROVED RIM WIDTHS (IN)	MAX LOAD (LBS)	TREAD DEPTH (32 ^{nds})	REVS PER MILE	UTQG	
ProContact™ TX																		
VOLKSWAGEN	16	60	215/60 R 16	95 T	SL	BSW	15505070000	No	26.2	20.1	44.0	8.7 (6.5)	(6.0 - 7.5)	1521	9	794	540 A B	
AUDI		45	225/45 R 17	91 H	SL	BSW	03575230000	Yes	25.0	20.6	51.0	8.9 (7.5)	(7.0 - 8.5)	1355	10	831	500 A A	
		50	225/50 R 17	94 H	SL	BSW	15504690000	Yes	25.9	21.3	51.0	9.2 (7.0)	(6.0 - 8.0)	1477	10	802	500 A A	
BMW		50	205/50 R 17	89 H	SL	BSW	03531970000	Yes	25.1	25.6	51.0	8.4 (6.5)	(5.5 - 7.5)	1279	10	829	None	
		55	205/55 R 17	91 H	SL	BSW	15494310000	No	25.9	18.8	51.0	8.5 (6.5)	(5.5 - 7.5)	1355	10	802	500 A A	
BUICK		60	225/60 R 17	99 H	SL	BSW	15501370000	No	27.6	22.6	51.0	9.0 (6.5)	(6.0 - 8.0)	1709	9	752	500 A A	
FIAT		55	215/55 R 17	94 V	SL	BSW	15498180000	No	26.3	21.6	51.0	8.9 (7.0)	(6.0 - 7.0)	1477	9	790	400 A A	
FORD		65	225/65 R 17	102 H	SL	BSW	15499360000	No	28.5	22.9	51.0	9.0 (6.5)	(6.0 - 8.0)	1874	8	729	500 A A	
HONDA		50	215/50 R 17	91 H	SL	BSW	03574540000	No	25.5	19.5	51.0	8.9 (7.0)	(6.0 - 7.5)	1355	9	815	500 A A	
		50	215/50 R 17	91 H	SL	BSW	15498150000	No	25.5	20.5	44.0	8.9 (7.0)	(6.0 - 7.0)	1355	10	815	500 A A	
		50	215/50 R 17	91 H	SL	BSW	15575200000	No	25.5	20.3	51.0	8.9 (7.0)	(6.0 - 7.5)	1356	9	816	500 A A	
KIA		45	205/45 R 17	88 V	XL	BSW	15502420000	Yes	24.3	18.8	51.0	8.1 (7.0)	(6.5 - 7.5)	1235	9	856	500 A A	
MERCEDES-BENZ		55	225/55 R 17	97 H	SL	BSW	03539110000	No	26.7	24.5	51.0	9.2 (7.0)	(6.0 - 8.0)	1609	11	777	None	
NISSAN		55	215/55 R 17	94 V	SL	BSW	15504350000	Yes	26.3	21.9	51.0	8.9 (7.0)	(6.0 - 7.5)	1477	9	790	400 A A	
TOYOTA		60	215/60 R 17	96 H	SL	BSW	15498140000	No	27.2	22.1	51.0	8.7 (6.5)	(6.0 - 7.5)	1565	9	765	500 A A	
		65	215/65 R 17	99 H	SL	BSW	15575610000	No	28.0	21.9	51.0	8.7 (6.5)	(6.0 - 7.5)	1709	9	742	500 A A	
VOLKSWAGEN	45	225/45 R 17	91 H	SL	BSW	15494560000	Yes	25.0	20.4	51.0	8.9 (7.5)	(7.0 - 8.5)	1355	9	831	500 A A		
	55	215/55 R 17	94 H	SL	BSW	15505080000	No	26.3	20.5	51.0	8.9 (7.0)	(6.0 - 7.5)	1477	9	790	500 A A		
	65	215/65 R 17	99 H	SL	BSW	15507710000	No	28.0	22.7	51.0	8.7 (6.5)	(6.0 - 7.5)	1708	10	742	500 A A		
AUDI	18	40	225/40 R 18	92 H	XL	BSW	03575420000	Yes	25.1	20.9	51.0	9.0 (8.0)	(7.5 - 9.0)	1388	9	828	500 A A	
		40	245/40 R 18	93 H	SL	BSW	15498760000	Yes	25.7	22.3	51.0	9.8 (8.5)	(8.0 - 9.5)	1433	10	808	500 A A	
		45	245/45 R 18	100 H	XL	BSW	15498330000	Yes	26.7	23.6	51.0	9.6 (8.0)	(7.5 - 9.0)	1763	9	778	500 A A	
		55	235/55 R 18	100 H	SL	BSW	15499170000	No	28.2	23.8	51.0	9.6 (7.5)	(6.5 - 8.5)	1764	9	737	500 A A	
BMW		45	245/45 R 18	100 H	XL	BSW	15497630000	Yes	26.7	21.6	51.0	9.6 (8.0)	(7.5 - 9.0)	1763	9	778	500 A A	
		50	225/50 R 18	95 V	SL	BSW	03573100000	No	26.9	28.3	51.0	9.2 (7.0)	(6.0 - 8.0)	1521	9	773	400 A A	
		50	225/50 R 18	95 V	SL	BSW	03573110000	No	26.9	24.4	51.0	9.2 (7.0)	(6.0 - 8.0)	1521	9	773	400 A A	
BUICK		45	245/45 R 18	96 H	SL	BSW	15508020000	Yes	26.7	24.7	51.0	9.6 (8.0)	(7.5 - 9.0)	1565	9	779	500 A A	
		50	235/50 R 18	97 V	SL	BSW	15508010000	No	27.3	25.0	51.0	9.6 (7.5)	(6.5 - 8.5)	1609	9	762	400 A A	
		60	235/60 R 18	103 H	SL	BSW	15572220000	No	29.1	27.6	51.0	9.4 (7.0)	(6.5 - 8.5)	1929	9	714	500 A A	
CHEVROLET		45	245/45 R 18	96 H	SL	BSW	15503230000	Yes	26.7	23.8	51.0	9.6 (8.0)	(7.5 - 9.0)	1565	9	778	500 A A	
HONDA		50	225/50 R 18	95 V	SL	BSW	15501880000	No	26.9	24.0	51.0	9.2 (7.0)	(6.0 - 8.0)	1521	9	773	400 A A	

BSW = Black Sidewall

OE PRODUCT LINE	RIM DIA (IN)	ASPECT RATIO (SERIES)	TIRE SIZE	LOAD/SPEED INDEX	LOAD RANGE	SIDEWALL	ARTICLE NUMBER	RIM PROTECTION	TIRE DIA (IN)	TIRE WT (LBS)	MAX (PSI)	OVERALL SECTION WIDTH (MEASURING RIM)-(IN)	APPROVED RIM WIDTHS (IN)	MAX LOAD (LBS)	TREAD DEPTH (32 ^{nds})	REVS PER MILE	UTQG	
ProContact™ TX																		
JEEP	18	55	225/55 R 18	98 H	SL	BSW	15494230000	No	27.7	24.1	51.0	9.6 (7.5)	(6.5 - 8.5)	1654	9	747	500 A A	
		60	225/60 R 18	100 H	SL	BSW	15494220000	No	28.6	25.4	51.0	9.0 (6.5)	(6.0 - 8.0)	1763	9	726	500 A A	
NISSAN		45	245/45 R 18	96 V	SL	BSW	15508040000	Yes	26.7	24.0	51.0	9.6 (8.0)	(7.5 - 9.0)	1565	9	779	400 A A	
		45	245/45 R 18	96 V	SL	BSW	15509370000	No	26.7	24.0	51.0	9.6 (8.0)	(7.5 - 9.0)	1565	9	779	400 A A	
PORSCHE		55	255/55 R 18	105 V	SL	BSW	15493470000	Yes	29.0	30.1	51.0	10.4 (8.0)	(7.0 - 9.0)	2039	10	716	400 A A	
		60	235/60 R 18	103 V	SL	BSW	15493460000	Yes	29.1	28.0	51.0	9.4 (7.0)	(6.5 - 8.5)	1929	10	714	400 A A	
VOLKSWAGEN		40	225/40 R 18	92 H	XL	BSW	15494580000	Yes	25.1	19.7	51.0	9.0 (8.0)	(7.5 - 9.0)	1388	9	828	500 A A	
		45	225/45 R 18	95 H	XL	BSW	15502240000	Yes	26.0	21.0	51.0	8.9 (7.5)	(7.0 - 8.5)	1521	9	799	500 A A	
		45	245/45 R 18	96 H	SL	BSW	15501050000	Yes	26.7	23.3	51.0	9.6 (8.0)	(7.5 - 9.0)	1565	9	779	500 A A	
VOLVO		55	235/55 R 18	100 H	SL	BSW	15507720000	No	28.2	26.4	51.0	9.6 (7.5)	(6.5 - 8.5)	1763	10	737	500 A A	
		45	235/45 R 18	98 H	XL	BSW	15501600000	No	26.3	24.8	51.0	9.3 (8.0)	(7.5 - 9.0)	1653	9	789	500 A A	
		45	245/45 R 18	100 V	XL	BSW	03544530000	Yes	26.7	24.5	51.0	9.6 (8.0)	(7.5 - 9.0)	1763	9	779	400 A A	
AUDI		19	35	245/35 R 19	93 W	XL	BSW	03550390000	Yes	25.8	24.1	51.0	9.8 (8.5)	(8.0 - 9.5)	1433	10	807	None
			45	245/45 R 19	102 H	XL	BSW	15508320000	Yes	27.7	24.0	51.0	9.6 (8.0)	(7.5 - 9)	1874	10	750	500 A A
			45	245/45 R 19	102 H	XL	BSW	15508330000	Yes	27.7	26.0	51.0	9.6 (8.0)	(7.5 - 9.0)	1874	10	750	500 A A
			50	235/50 R 19	103 H	XL	BSW	15572360000	Yes	28.3	23.5	51.0	9.6 (7.5)	(6.5 - 8.5)	1929	9	735	500 A A
			50	235/50 R 19	99 H	SL	BSW	15499230000	Yes	28.3	22.9	51.0	9.6 (7.5)	(6.5 - 8.5)	1709	9	735	500 A A
			55	255/55 R 19	111 H	XL	BSW	03537830000	Yes	30.0	35.6	51.0	10.4 (8.0)	(7.0 - 9.0)	2403	11	691	None
	55		265/55 R 19	113 H	XL	BSW	03554170000	Yes	30.5	36.4	50.0	10.9 (8.5)	(7.5 - 9.5)	2535	11	682	None	
BMW	45		225/45 R 19	96 H	XL	BSW	03573170000	No	27.0	25.9	51.0	8.9 (7.5)	(7.0 - 8.5)	1565	9	770	500 A A	
CHEVROLET	40		245/40 R 19	94 W	SL	BSW	15495970000	Yes	26.7	24.3	51.0	9.8 (8.5)	(8.0 - 9.5)	1477	9	778	400 A A	
HYUNDAI	40		245/40 R 19	94 W	SL	BSW	15509310000	Yes	26.7	27.9	51.0	9.8 (8.5)	(8.0 - 9.5)	1477	9	750	400 A A	
MERCEDES-BENZ	35		245/35 R 19	93 V	XL	BSW	03539430000	Yes	25.8	22.9	51.0	9.8 (8.5)	(8.0 - 9.5)	1433	10	807	None	
	35		265/35 R 19	98 V	XL	BSW	03539420000	Yes	26.3	28.0	51.0	10.7 (9.5)	(9.0 - 10.5)	1653	9	790	None	
PORSCHE	50		255/50 R 19	103 V	SL	BSW	15493490000	Yes	29.0	30.2	51.0	10.4 (8.0)	(7.0 - 9.0)	1929	10	716	400 A A	
	50		275/50 R 19	112 V	XL	BSW	15500810000	Yes	29.8	34.7	51.0	11.2 (8.5)	(7.5 - 9.5)	2469	9	696	400 A A	
	55		235/55 R 19	101 V	SL	BSW	15493480000	Yes	29.2	28.0	51.0	9.6 (7.5)	(6.5 - 8.5)	1818	10	711	400 A A	
VOLKSWAGEN	55		255/55 R 19	111 V	XL	BSW	15500800000	Yes	30.0	31.0	51.0	10.4 (8.0)	(7.0 - 9.0)	2403	10	691	400 A A	
	40		245/40 R 19	94 H	SL	BSW	15501040000	Yes	26.7	24.3	51.0	9.8 (8.5)	(8.0 - 9.5)	1477	9	778	500 A A	
	45		255/45 R 19	100 H	SL	BSW	15491850000	Yes	28.0	27.6	51.0	10.0 (8.5)	(8.0 - 9.5)	1763	9	741	500 A A	
50	235/50 R 19	99 H	SL	BSW	15507730000	Yes	28.3	24.5	51.0	9.6 (7.5)	(6.5 - 8.5)	1708	10	734	500 A A			

BSW = Black Sidewall

OE PRODUCT LINE	RIM DIA (IN)	ASPECT RATIO (SERIES)	TIRE SIZE	LOAD/SPEED INDEX	LOAD RANGE	SIDEWALL	ARTICLE NUMBER	RIM PROTECTION	TIRE DIA (IN)	TIRE WT (LBS)	MAX (PSI)	OVERALL SECTION WIDTH (MEASURING RIM)-(IN)	APPROVED RIM WIDTHS (IN)	MAX LOAD (LBS)	TREAD DEPTH (32 ND S)	REVS PER MILE	UTQG
ProContact™ TX																	
VOLVO	19	40	255/40 R 19	100 V	XL	BSW	15500760000	Yes	27.0	26.6	51.0	10.2 (9.0)	(8.5 - 10.0)	1764	9	769	400 A A
		40	255/40 R 19	100 V	XL	BSW	15509080000	Yes	27.0	24.7	51.0	10.2 (9.0)	(8.5 - 10.0)	1763	9	769	400 A A
AUDI	20	40	255/40 R 20	101 H	XL	BSW	03573720000	Yes	28.0	23.2	51.0	10.2 (9.0)	(8.5 - 10.0)	1819	9	741	500 A A
		45	245/45 R 20	103 H	XL	BSW	15572440000	Yes	28.7	25.4	51.0	9.6 (8.0)	(7.5 - 9.0)	1929	9	724	500 A A
BUICK	20	45	245/45 R 20	99 H	SL	BSW	15572210000	Yes	28.7	27.1	51.0	9.6 (8.0)	(7.5 - 9.0)	1709	9	724	500 A A
VOLKSWAGEN		35	245/35 R 20	95 H	XL	BSW	15501030000	Yes	26.8	22.5	51.0	9.8 (8.5)	(8.0 - 9.5)	1521	9	777	500 A A
PORSCHE	21	35	315/35 R 21	111 V	XL	BSW	03572880000	Yes	29.7	34.3	50.0	12.6 (11.0)	(10.5 - 12.5)	2403	9	700	400 A A
		40	285/40 R 21	109 V	XL	BSW	03572550000	Yes	30.0	34.1	50.0	11.4 (10.0)	(9.5 - 11.0)	2271	9	693	400 A A

sContact™																	
BMW	17	70	T 125/70 R 17	98 M	SL	BSW	03113660000	No	23.9	9.9	60.0	5.2 (4.0)	(4.0 - 4.5)	1653	3	870	None
		80	T 135/80 R 17	102 M	SL	BSW	03114260000	No	25.5	10.8	60.0	5.2 (3.5)	(3.5 - 4.5)	1874	5	815	None
		95	T 115/95 R 17	95 M	SL	BSW	03113630000	No	25.6	10.3	60.0	4.4 (3.0)	(3.0 - 4.0)	1521	3	811	None
HONDA	17	90	T 165/90 R 17	105 M	LL	BSW	03113470000	No	28.7	16.7	60.0	6.3 (4.0)	(4.0 - 6.0)	2039	5	724	None
MERCEDES-BENZ		80	T 125/80 R 17	99 M	SL	BSW	03114170000	No	24.9	9.8	60.0	5.0 (3.5)	(3.0 - 4.0)	1709	3	835	None
HONDA	18	70	T 125/70 R 18	99 M	SL	BSW	03115250000	No	24.9	10.8	60.0	5.0 (3.5)	(3.0 - 4.0)	1709	5	835	None
LAND ROVER		85	T 155/85 R 18	115 M	SL	BSW	03114290000	No	28.4	18.1	60.0	6.2 (4.5)	(4.0 - 5.0)	2679	5	732	None
	MERCEDES-BENZ	19	80	T 175/80 R 19	122 M	SL	BSW	03114180000	No	30.0	19.6	60.0	7.0 (5.0)	(4.5 - 6.0)	3305	5	692
80			T 155/80 R 19	114 M	SL	BSW	03113490000	No	28.8	17.1	60.0	6.2 (4.5)	(4.0 - 5.0)	2601	5	722	None

SportContact™ 6																	
MERCEDES-BENZ	16	75	LT245/75 R 16	120/116 Q	E	BSW	04531650000	No	30.5	42.5	80.0	9.8 (7.0)	(6.5 - 8.0)	3086	12	682	None
		85	LT215/85 R 16	115/112 Q	E	BSW	04531640000	No	30.4	36.1	80.0	8.5 (6.0)	(5.5 - 7.0)	2679	12	684	None
BMW	18	40	275/40 ZR 18 (103 Y)	XL	BSW	03119460000	Yes	26.7	27.8	51.0	10.9 (9.5)	(9.0 - 11.0)	1929	9	779	240 AA A	
CADILLAC		40	235/40 R 18	95 Y	XL	BSW	03112090000	Yes	25.4	25.4	51.0	9.5 (8.5)	(8.0 - 9.5)	1521	8	818	240 AA A
MERCEDES-BENZ		40	235/40 ZR 18	95 Y	XL	BSW	03583570000	Yes	25.4	20.7	50.0	9.5 (8.5)	(8.0 - 9.5)	1521	9	818	240 AA A
ACURA	19	35	245/35 ZR 19 (93 Y)	XL	BSW	03584100000	Yes	25.8	23.1	51.0	9.8 (8.5)	(8.0 - 9.5)	1433	9	807	240 AA A	
AUDI		35	245/35 R 19	93 Y	XL	BSW	03579290000	Yes	25.8	22.1	50.0	9.8 (8.5)	(8.0 - 9.5)	1433	9	807	240 AA A
		35	255/35 R 19	96 Y	XL	BSW	03579970000	Yes	26.0	25.4	51.0	10.2 (9.0)	(8.5 - 10.0)	1565	10	798	240 AA A
		35	295/35 ZR 19 (104 Y)	XL	BSW	03576270000	Yes	27.1	28.6	51.0	11.9 (10.5)	(10.0 - 11.5)	1764	9	767	240 AA A	
		35	265/35 ZR 19 (98 Y)	XL	BSW	03583480000	Yes	26.3	27.8	50.0	10.7 (9.5)	(9.0 - 10.5)	1653	9	790	240 AA A	
		40	245/40 R 19	98 Y	XL	BSW	03575350000	Yes	26.7	22.5	51.0	9.8 (8.5)	(8.0 - 9.5)	1653	9	778	240 AA A
		45	255/45 R 19	104 Y	XL	BSW	03111100000	Yes	28.0	23.7	50.0	10.0 (8.5)	(8.0 - 9.5)	1984	9	741	240 AA A
BMW		50	235/50 R 19	99 V	SL	BSW	03551620000	Yes	28.3	28.4	51.0	9.6 (7.5)	(6.5 - 8.5)	1709	11	735	None
	35	235/35 R 19	91 Y	XL	BSW	03112410000	Yes	25.5	19.4	50.0	9.5 (8.5)	(8.0 - 9.5)	1356	8	815	240 AA A	

BSW = Black Sidewall

OE PRODUCT LINE	RIM DIA (IN)	ASPECT RATIO (SERIES)	TIRE SIZE	LOAD/SPEED INDEX	LOAD RANGE	SIDEWALL	ARTICLE NUMBER	RIM PROTECTION	TIRE DIA (IN)	TIRE WT (LBS)	MAX (PSI)	OVERALL SECTION WIDTH (MEASURING RIM)-(IN)	APPROVED RIM WIDTHS (IN)	MAX LOAD (LBS)	TREAD DEPTH (32 ND S)	REVS PER MILE	UTQG
SportContact™ 6																	
BMW	19	35	285/35 ZR 19	(103 Y)	XL	BSW	03119450000	Yes	26.9	28.4	50.0	11.4 (10.0)	(9.5 - 11.0)	1929	9	774	240 AA A
MERCEDES-BENZ		35	265/35 ZR 19	(98 Y)	XL	BSW	03564620000	Yes	26.3	26.2	51.0	10.7 (9.5)	(9.0 - 10.5)	1653	9	790	240 AA A
		50	235/50 ZR 19	99 Y	SL	BSW	03586610000	Yes	28.3	27.4	51.0	9.6 (7.5)	(6.5 - 8.5)	1709	9	735	240 AA A
ACURA	20	30	305/30 ZR 20	(103 Y)	XL	BSW	03586210000	Yes	27.2	30.7	51.0	12.3 (11.0)	(10.5 - 11.5)	1929	9	764	240 AA A
AUDI		30	275/30 ZR 20	(97 Y)	XL	BSW	03117910000	Yes	26.5	26.9	50.0	10.9 (9.5)	(9.0 - 11.0)	1609	9	784	240 AA A
HONDA		30	245/30 ZR 20	90 Y	XL	BSW	03589470000	Yes	25.8	23.3	51.0	9.8 (8.5)	(8.0 - 9.0)	1323	9	806	240 AA A
		35	285/35 ZR 20	(100 Y)	SL	BSW	03589500000	Yes	27.9	30.9	51.0	11.4 (10.0)	(9.5 - 11.0)	1764	9	746	240 AA A
MASERATI		40	245/40 ZR 20	(99 Y)	XL	BSW	03589490000	Yes	27.7	25.6	50.0	9.8 (8.5)	(8.0 - 9.5)	1709	9	750	280 AA A
		40	295/40 ZR 20	110 Y	XL	BSW	03114980000	Yes	29.3	31.5	51.0	11.9 (10.5)	(10.0 - 11.5)	2337	9	709	240 AA A
		45	265/45 ZR 20	108 Y	XL	BSW	03114970000	Yes	29.4	27.1	51.0	10.5 (9.0)	(8.5 - 10.0)	2205	9	707	240 AA A
MERCEDES-BENZ		30	295/30 ZR 20	(101 Y)	XL	BSW	03564610000	Yes	27.0	29.4	51.0	11.9 (10.5)	(10.0 - 11.0)	1818	9	770	240 AA A
		30	305/30 ZR 20	(103 Y)	XL	BSW	03583940000	Yes	27.2	31.2	51.0	12.3 (11.0)	(10.5 - 11.5)	1929	9	764	240 AA A
		40	295/40 ZR 20	(110 Y)	XL	BSW	03572070000	Yes	29.3	36.9	51.0	11.9 (10.5)	(10.0 - 11.5)	2337	9	709	240 AA A
	40	255/40 ZR 20	101 Y	XL	BSW	03586590000	Yes	28.0	27.3	51.0	10.2 (9.0)	(8.5 - 10.0)	1819	9	741	240 AA A	
	45	265/45 ZR 20	(108 Y)	XL	BSW	03572140000	Yes	29.4	32.9	51.0	10.5 (9.0)	(8.5 - 10.0)	2205	9	707	240 A A	
PORSCHE	35	235/35 ZR 20	(92 Y)	XL	BSW	03576020000	Yes	26.5	22.1	51.0	9.5 (8.5)	(8.0 - 9.5)	1389	9	785	240 AA A	
	35	235/35 ZR 20	(92 Y)	XL	BSW	03576020000	Yes	26.5	22.1	51.0	9.5 (8.5)	(8.0 - 9.5)	1389	9	785	240 AA A	
VOLVO	40	245/40 R 20	99 V	XL	BSW	03115060000	Yes	27.7	27.4	50.0	9.8 (8.5)	(8.0 - 9.5)	1709	9	750	None	
AUDI	21	35	275/35 ZR 21	(103 Y)	XL	BSW	03115300000	Yes	28.6	28.9	50.0	10.9 (9.5)	(9.0 - 11.0)	1929	9	727	240 AA A
		40	255/40 ZR 21	102 Y	XL	BSW	03575880000	Yes	29.0	26.8	50.0	10.2 (9.0)	(8.5 - 10.0)	1874	9	716	240 AA A
BMW		40	255/40 ZR 21	102 Y	XL	BSW	03110570000	Yes	29.0	28.4	50.0	10.2 (9.0)	(8.5 - 10.0)	1874	9	716	240 A A
		40	265/40 ZR 21	105 Y	XL	BSW	03110560000	Yes	29.3	31.1	50.0	10.7 (9.5)	(9.0 - 10.5)	2039	9	708	240 A A
		35	255/35 ZR 21	98 Y	XL	BSW	03586600000	Yes	28.0	27.3	51.0	10.2 (9.0)	(8.5 - 10.0)	1653	9	741	240 AA A
MERCEDES-BENZ		40	315/40 R 21	111 Y	SL	BSW	03579520000	Yes	30.9	35.0	51.0	12.6 (11.0)	(10.5 - 12.5)	2403	9	672	240 AA A
		40	315/40 R 21	111 Y	SL	BSW	03110070000	Yes	30.9	37.2	51.0	12.6 (11.0)	(10.5 - 12.5)	2403	9	672	240 AA A
		40	315/40 ZR 21	115 Y	XL	BSW	03578130000	Yes	30.9	38.8	51.0	12.6 (11.0)	(10.5 - 12.5)	2679	9	672	240 AA A
		45	275/45 R 21	107 Y	SL	BSW	03579510000	Yes	30.7	34.0	51.0	10.7 (9.0)	(8.5 - 10.5)	2149	9	676	240 AA A
		45	275/45 R 21	107 Y	SL	BSW	03110050000	Yes	30.7	36.2	51.0	10.7 (9.0)	(8.5 - 10.5)	2149	9	676	240 AA A
	45	275/45 ZR 21	110 Y	XL	BSW	03578140000	Yes	30.7	35.8	51.0	10.7 (9.0)	(8.5 - 10.5)	2337	9	676	240 AA A	
AUDI	22	30	285/30 ZR 22	(101 Y)	XL	BSW	03575610000	Yes	28.7	29.3	50.0	11.4 (10.0)	(9.5 - 10.5)	1819	9	723	240 AA A
		40	285/40 R 22	110 Y	XL	BSW	03570230000	Yes	31.0	36.6	50.0	11.4 (10.0)	(9.5 - 11.0)	2337	9	671	240 AA A

BSW = Black Sidewall

OE PRODUCT LINE	RIM DIA (IN)	ASPECT RATIO (SERIES)	TIRE SIZE	LOAD/SPEED INDEX	LOAD RANGE	SIDEWALL	ARTICLE NUMBER	RIM PROTECTION	TIRE DIA (IN)	TIRE WT (LBS)	MAX (PSI)	OVERALL SECTION WIDTH (MEASURING RIM)-(IN)	APPROVED RIM WIDTHS (IN)	MAX LOAD (LBS)	TREAD DEPTH (32 ^{nds})	REVS PER MILE	UTQG	
SportContact™ 6																		
AUDI	22	40	285/40 R 22	110 Y	XL	BSW	03570150000	Yes	31.0	34.9	50.0	11.4 (10.0)	(9.5 - 11.0)	2337	9	671	240 AA A	
MASERATI		30	295/30 ZR 22	(103 Y)	XL	BSW	03110140000	Yes	29.0	30.7	50.0	11.9 (10.5)	(10.0 - 11.0)	1929	9	717	240 AA A	
		35	265/35 ZR 22	(102 Y)	XL	BSW	03110150000	Yes	29.3	29.0	50.0	10.7 (9.5)	(9.0 - 10.5)	1874	9	709	240 AA A	
TESLA		35	265/35 R 22	102 Y	XL	BSW	03116000000	No	29.3	28.3	50.0	10.7 (9.5)	(9.0 - 10.5)	1874	9	709	240 AA A	
		35	285/35 R 22	106 Y	XL	BSW	03116020000	No	29.9	31.5	50.0	11.4 (10.0)	(9.5 - 11.0)	2094	9	696	240 AA A	
AUDI	23	35	295/35 ZR 23	(108 Y)	XL	BSW	03584760000	Yes	31.1	33.3	50.0	11.9 (10.5)	(10.0 - 11.5)	2205	9	667	240 AA A	

TerrainContact™ A/T																		
GMC	17	65	255/65 R 17	110 S	SL	BSW	15570200000	Yes	30.1	36.1	44.0	10.2 (7.5)	(7.0 - 9.0)	2337	12	691	680 A B	

VancoFourSeason™																		
NISSAN	15	60	185/60 R 15 C	94/92 T	C	BSW	04512770000	No	23.7	18.2	55.0	7.4 (5.5)	(5.5 - 6.0)	1477	13	877	None	
MERCEDES-BENZ	17	55	225/55 R 17	101 H	RF	BSW	04512280000	No	26.7	24.0	51.0	9.2 (7.0)	(6.0 - 8.0)	1818	11	777	280 A A	

VanContact™ A/S																		
BMW	16	60	195/60 R 16	89 H	SL	BSW	03553290000	No	25.2	17.6	51.0	7.9 (6.0)	(5.5 - 7.0)	1279	10	824	None	
CHRYSLER		75	225/75 R 16 C	121/120 R	E	BSW	04514690000	No	29.3	38.7	90.0	8.8 (6.0)	(6.0 - 7.5)	1984	13	709	None	
FORD		65	235/65 R 16 C	121/119 R	E	BSW	04514920000	No	28.0	33.3	90.0	9.4 (7.0)	(6.5 - 7.5)	3195	11	741	None	
		75	195/75 R 16 C	107/105 R	D	BSW	04514990000	No	27.5	26.7	79.0	7.7 (5.5)	(5.0 - 6.0)	2150	11	755	None	
MERCEDES-BENZ		60	235/60 R 16	100 T	SL	BSW	04516860000	No	27.1	23.6	44.0	9.4 (7.0)	(6.5 - 8.5)	1764	11	766	280 A A	
		65	285/65 R 16 C	131 R	E	BSW	04514770000	No	30.6	52.2	90.0	11.5 (8.5)	(8.0 - 10.0)	2535	12	679	None	
		75	225/75 R 16 C	121/120 R	E	BSW	04517030000	No	29.3	36.1	93.0	8.8 (6.0)	(6.0 - 7.0)	3195	12	709	None	
		85	LT 215/85 R 16	115/112 Q	E	BSW	04514640000	No	30.4	38.0	80.0	8.5 (6.0)	(5.5 - 7.0)	2680	12	684	None	
	17	55	235/55 R 17	103 H	RF	BSW	04516790000	No	27.2	24.8	51.0	9.6 (7.5)	(6.5 - 8.5)	1929	11	764	280 A A	

BSW = Black Sidewall

Continental 

VEHICLE FITMENT	ARTICLE NUMBER	MARKET LINE	TIRE SIZE	YEARS SELECTED AS ORIGINAL EQUIPMENT				
ACURA								
MDX	04320180000	CrossContact™ LX Sport	245/55 R 19	2018	2019	2020	--	--
NSX	03584100000	SportContact™ 6	245/35 ZR 19	2018	2019	2020	2021	--
NSX	03586210000	SportContact™ 6	305/30 ZR 20	2018	2019	2020	2021	--
RDX	15499000000	CrossContact™ LX Sport	235/60 R 18	2018	2019	--	--	--
RDX	15500580000	CrossContact™ LX Sport	235/55 R 19	--	2019	--	2021	2022

ALFA ROMEO								
GIULIA	15508180000	ProContact™ RX	225/50 R 17	2018	2019	--	--	--
GIULIA	15572040000	ProContact™ RX	225/50 R 17	--	--	2020	2021	2022
GIULIA	15572050000	ProContact™ RX	225/45 R 18	2018	2019	2020	2021	2022
STELVIO	03548520000	CrossContact™ LX Sport	235/55 R 19	2018	2019	2020	2021	2022
STELVIO	03548530000	CrossContact™ LX Sport	235/60 R 18	2018	2019	2020	2021	2022
STELVIO	03593150000	CrossContact™ LX Sport	255/45 R 20	--	--	--	2021	2022
STELVIO	03593200000	CrossContact™ RX	255/40 R 21	--	--	--	2021	2022
STELVIO	15501890000	CrossContact™ LX Sport	255/45 R 20	2018	2019	--	--	--

AUDI								
A3	03562860000	ContiSportContact™ 5P	235/35 R 19	2018	2019	2020	--	--
A3	03569250000	ContiSportContact™ 5	225/40 R 18	2018	2019	2020	--	--
A3	03575230000	ProContact™ TX	225/45 R 17	2018	2019	2020	--	--
A3	03575420000	ProContact™ TX	225/40 R 18	2018	2019	2020	--	--
A3	03589760000	ContiSportContact™ 5P	235/35 ZR 19	2018	2019	2020	--	--
A3	15486790000	ContiProContact™	225/45 R 17	2018	2019	--	--	--
A4	03117910000	SportContact™ 6	275/30 ZR 20	--	--	2020	2021	2022
A4	03551650000	PremiumContact™ 6	275/30 R 20	--	--	--	2021	2022
A4	03563890000	ContiSportContact™ 5	245/45 R 18	2018	2019	2020	2021	2022
A4	03567940000	ContiSportContact™ 5	245/40 R 18	2018	2019	2020	2021	2022
A4	03575980000	ContiSportContact™ 5	245/40 R 18	2018	2019	2020	--	--
A4	03579970000	SportContact™ 6	255/35 R 19	2018	2019	2020	--	--
A4	03583480000	SportContact™ 6	265/35 ZR 19	2018	2019	2020	2021	2022
A4	15498330000	ProContact™ TX	245/45 R 18	2018	2019	2020	2021	2022
A4	15504690000	ProContact™ TX	225/50 R 17	--	--	--	2021	2022
A4	15572010000	ProContact™ GX	245/40 R 18	--	2019	2020	2021	2022
A5	03567930000	ContiSportContact™ 5P	255/35 R 19	2018	2019	2020	--	--
A5	03586300000	ContiSportContact™ 5P	265/30 R 20	2018	2019	2020	2021	--
A5	03589770000	ContiSportContact™ 5P	255/35 ZR 19	2018	2019	2020	--	--
A6	03115300000	SportContact™ 6	275/35 ZR 21	--	--	2020	2021	2022

VEHICLE FITMENT	ARTICLE NUMBER	MARKET LINE	TIRE SIZE	YEARS SELECTED AS ORIGINAL EQUIPMENT					
AUDI									
A6	03550400000	CrossContact™ LX Sport	255/40 R 20	--	--	--	2021	2022	
A6	03550590000	ProContact™ RX	285/30 R 22	--	--	--	2021	2022	
A6	03550600000	ProContact™ RX	245/40 R 21	--	--	--	2021	2022	
A6	03573720000	ProContact™ TX	255/40 R 20	--	--	2020	2021	2022	
A6	03575610000	SportContact™ 6	285/30 ZR 22	--	--	2020	2021	2022	
A6	03581740000	PremiumContact™ 6	245/45 R 20	--	2019	2020	2021	2022	
A6	15481240000	ContiProContact™	245/45 R 18	2018	2019	2020	--	--	
A6	15508320000	ProContact™ TX	245/45 R 19	--	--	--	2021	2022	
A6	15508330000	ProContact™ TX	245/45 R 19	--	2019	2020	--	--	
A6	15572360000	ProContact™ TX	235/50 R 19	--	--	2020	2021	--	
A6	15572440000	ProContact™ TX	245/45 R 20	--	--	--	2021	2022	
A6 ALLROAD	03551600000	PremiumContact™ 6	235/55 R 18	--	--	--	2021	2022	
A6 ALLROAD	03551630000	PremiumContact™ 6	245/45 R 20	--	--	--	2021	2022	
A8	03524820000	ContiProContact™	255/45 R 18	2018	2019	--	--	--	
A8	03572080000	ContiSportContact™ 5P	265/35 R 21	2018	2019	2020	--	--	
A8	03579140000	ContiSportContact™ 3	265/40 R 20	2018	2019	2020	--	--	
Q3	03111100000	SportContact™ 6	255/45 R 19	--	--	2020	2021	2022	
Q3	03543880000	CrossContact™ LX Sport	235/50 R 18	2018	2019	2020	--	--	
Q3	03547560000	PremiumContact™ 6	215/65 R 17	--	--	--	2021	2022	
Q3	03551570000	PremiumContact™ 6	225/50 R 19	--	--	--	2021	2022	
Q3	03551580000	ProContact™ RX	255/40 R 20	--	--	--	2021	2022	
Q3	03551620000	SportContact™ 6	235/50 R 19	--	--	--	2021	2022	
Q3	03589780000	ContiSportContact™ 5P	255/40 R 19	--	--	2020	--	--	
Q3	15499170000	ProContact™ TX	235/55 R 18	--	2019	2020	2021	2022	
Q3	15499230000	ProContact™ TX	235/50 R 19	--	--	2020	2021	2022	
Q5	03115520000	ContiSportContact™ 5	255/45 R 20	--	--	2020	2021	2022	
Q5	03544490000	CrossContact™ LX Sport	255/45 R 20	--	--	--	2021	2022	
Q5	03571250000	ContiSportContact™ 5	235/55 R 19	2018	2019	2020	2021	2022	
Q5	03575880000	SportContact™ 6	255/40 ZR 21	--	--	2020	2021	2022	
Q5	15498470000	CrossContact™ LX Sport	235/55 R 19	2018	2019	2020	2021	2022	
Q5	15498480000	CrossContact™ LX Sport	235/60 R 18	2018	2019	2020	2021	2022	
Q5	15498490000	CrossContact™ LX Sport	255/45 R 20	2018	2019	2020	2021	2022	
Q6	03547480000	ProContact™ RX	255/55 R 19	--	--	--	2021	2022	

VEHICLE FITMENT	ARTICLE NUMBER	MARKET LINE	TIRE SIZE	YEARS SELECTED AS ORIGINAL EQUIPMENT					
AUDI									
Q6	03547530000	CrossContact™ LX20	255/50 R 20	--	--	--	2021	2022	
Q6	03590080000	CrossContact™ LX Sport	255/50 R 20	--	--	--	2021	2022	
Q6	03591160000	CrossContact™ LX Sport	265/45 R 21	--	--	--	2021	2022	
Q7	03114490000	ContiSportContact™ 5	285/40 R 21	--	--	2020	--	--	
Q7	03537830000	ProContact™ TX	255/55 R 19	--	--	--	2021	2022	
Q7	03542720000	ContiSportContact™ 5	285/45 R 20	2018	2019	2020	2021	--	
Q7	03542790000	CrossContact™ LX Sport	285/45 R 20	2018	2019	2020	--	--	
Q7	03548420000	CrossContact™ LX Sport	285/40 R 21	--	--	2020	2021	2022	
Q8	03549510000	ContiSportContact™ 3	265/50 R 20	--	--	--	2021	2022	
Q8	03549520000	ContiSportContact™ 5P	285/45 R 21	--	--	--	2021	2022	
Q8	03549530000	CrossContact™ LX Sport	285/45 R 21	--	--	2020	2021	2022	
Q8	03549540000	CrossContact™ LX Sport	285/45 R 21	--	--	2020	--	--	
Q8	03549570000	CrossContact™ LX Sport	275/50 R 20	--	2019	2020	2021	2022	
Q8	03549590000	CrossContact™ LX Sport	285/ 40 R 22	2018	2019	2020	--	2022	
Q8	03549600000	CrossContact™ LX Sport	285/40 R 22	--	--	--	2021	--	
Q8	03554170000	ProContact™ TX	265/55 R 19	--	--	--	2021	2022	
Q8	03570150000	SportContact™ 6	285/40 R 22	--	--	--	2021	2022	
Q8	03570230000	SportContact™ 6	285/40 R 22	2018	2019	2020	--	--	
Q8	03584760000	SportContact™ 6	295/35 ZR 23	--	--	2020	2021	2022	
R8	03566030000	ContiSportContact™ 5P	295/30 ZR 19	2018	2019	2020	--	--	
R8	03575350000	SportContact™ 6	245/40 R 19	2018	2019	2020	2021	2022	
R8	03576270000	SportContact™ 6	295/35 ZR 19	2018	2019	2020	--	--	
R8	03589950000	ContiSportContact™ 5P	235/35 ZR 19	2018	2019	2020	--	--	
TT	03550390000	ProContact™ TX	245/35 R 19	--	--	--	2021	2022	
TT	03565860000	ContiSportContact™ 5	245/40 R 18	2018	2019	2020	2021	2022	
TT	03579290000	SportContact™ 6	245/35 R 19	2018	2019	2020	2021	2022	
TT	15498760000	ProContact™ TX	245/40 R 18	--	--	--	2021	2022	

BMW

1-SERIES	03112410000	SportContact™ 6	235/35 R 19	--	--	--	2021	2022
1-SERIES	03508170000	ContiProContact™	205/50 R 17	2018	2019	2020	2021	--
1-SERIES	03509510000	ContiSportContact™ 5	245/35 R 18	2018	2019	2020	2021	--
1-SERIES	03509530000	ContiSportContact™ 5	225/45 R 17	2018	2019	2020	2021	--
1-SERIES	03531960000	ProContact™ TX	205/55 R 16	--	--	--	2021	2022
1-SERIES	03531970000	ProContact™ TX	205/50 R 17	--	--	--	2021	2022

VEHICLE FITMENT	ARTICLE NUMBER	MARKET LINE	TIRE SIZE	YEARS SELECTED AS ORIGINAL EQUIPMENT					
BMW									
1-SERIES	03553290000	VanContact™ A/S	195/60 R 16	--	--	--	2021	2022	
1-SERIES	03553310000	CrossContact™ LX Sport	225/40 R 18	--	--	--	2021	2022	
1-SERIES	03554310000	ProContact™ RX	205/45 R 18	--	--	--	2021	2022	
1-SERIES	03580080000	ContiSportContact™ 2	225/45 R 17	2018	2019	--	--	--	
1-SERIES	03586090000	ProContact™ GX	225/40 R 18	--	--	--	2021	2022	
1-SERIES	03589140000	PremiumContact™ 6	235/35 R 19	--	--	2020	--	--	
1-SERIES	03589670000	ContiSportContact™ 5	225/40 R 18	2018	2019	2020	2021	--	
1-SERIES SPORT CROSS	03550340000	ProContact™ RX	205/55 R 18	--	--	--	2021	2022	
1-SERIES SPORT CROSS	03573000000	PremiumContact™ 6	225/55 R 17	--	--	2020	2021	2022	
1-SERIES SPORT CROSS	03573020000	PremiumContact™ 6	225/50 R 18	--	--	2020	2021	2022	
1-SERIES SPORT CROSS	03573050000	PremiumContact™ 6	225/45 R 19	--	--	2020	--	2022	
1-SERIES SPORT CROSS	03585200000	PremiumContact™ 6	225/50 R 18	--	--	2020	2021	2022	
2-SERIES	03113630000	sContact™	T 115/95 R 17	--	--	2020	2021	2022	
2-SERIES	03113660000	sContact™	T 125/70 R 17	--	--	--	2021	2022	
3-SERIES	03114260000	sContact™	T 135/80 R 17	--	--	--	2021	2022	
3-SERIES	03509570000	ContiSportContact™ 5	225/50 R 17	2018	2019	2020	--	--	
3-SERIES	03509600000	ContiSportContact™ 5	225/45 R 18	--	--	--	2021	--	
3-SERIES	03553320000	CrossContact™ RX	225/45 R 18	--	--	--	2021	2022	
3-SERIES	03553350000	ProContact™ RX	255/40 R 18	--	--	--	2021	2022	
3-SERIES	03575270000	ContiSportContact™ 5P	275/35 ZR 19	2018	2019	2020	--	--	
3-SERIES	03579790000	ContiSportContact™ 5P	255/35 ZR 19	--	--	2020	--	--	
3-SERIES	03588040000	ContiSportContact™ 5	255/35 R 19	2018	2019	2020	--	--	
3-SERIES	03589650000	ContiSportContact™ 5	225/40 R 19	2018	2019	2020	--	--	
3-SERIES	15572110000	ProContact™ GX	225/45 R 18	--	2019	2020	2021	2022	
3-SERIES GT	03561530000	ContiSportContact™ 5	225/50 R 18	2018	2019	2020	2021	--	
3-SERIES GT	03561540000	ContiSportContact™ 5	255/45 R 18	2018	2019	2020	2021	--	
3-SERIES GT	03561550000	ContiSportContact™ 5	255/40 R 19	2018	2019	2020	2021	--	
3-SERIES GT	03561570000	ContiSportContact™ 5	225/45 R 19	2018	2019	2020	2021	--	
3-SERIES GT	15491140000	ContiProContact™	225/55 R 17	2018	2019	2020	--	--	
3-SERIES GT	15491150000	ContiProContact™	225/50 R 18	2018	2019	2020	--	--	
4-Series Gran Coupe	03554280000	ContiSportContact™ 5	225/55 R 17	--	--	--	2021	2022	
5-SERIES	03517770000	ContiTouringContact™ CV95	225/50 R 17	2018	2019	--	--	--	
5-SERIES	03572520000	ContiSportContact™ 3	245/45 R 18	--	2019	--	--	--	

VEHICLE FITMENT	ARTICLE NUMBER	MARKET LINE	TIRE SIZE	YEARS SELECTED AS ORIGINAL EQUIPMENT				
BMW								
5-SERIES	03572850000	ContiSportContact™ 3	275/40 R 18	2018	2019	--	--	--
5-SERIES	15494310000	ProContact™ TX	205/55 R 17	2018	2019	--	--	--
5-SERIES	15497630000	ProContact™ TX	245/45 R 18	2018	2019	2020	2021	--
5-SERIES	15500600000	ProContact™ GX	245/40 R 19	2018	2019	2020	2021	2022
6-SERIES	15507540000	ProContact™ GX	275/35 R 19	--	2019	2020	2021	2022
6-SERIES	15507540000	ProContact™ GX	275/35 R 19	--	2019	2020	2021	2022
M3	03119450000	SportContact™ 6	285/35 ZR 19	--	--	2020	2021	2022
M3	03119460000	SportContact™ 6	275/40 ZR 18	--	--	2020	2021	2022
X2	03573100000	ProContact™ TX	225/50 R 18	2018	2019	2020	2021	2022
X2	03573110000	ProContact™ TX	225/50 R 18	2018	2019	2020	2021	2022
X2	03573170000	ProContact™ TX	225/45 R 19	2018	2019	2020	2021	2022
X3	03551790000	CrossContact™ RX	245/50 R 19	--	--	--	2021	2022
X3	03572870000	ContiSportContact™ 3	245/45 R 19	--	2019	--	--	--
X3M	03110560000	SportContact™ 6	265/40 ZR 21	--	2019	2020	2021	2022
X3M	03110570000	SportContact™ 6	255/40 ZR 21	--	2019	2020	2021	2022
X5	03541540000	ContiSportContact™ 5	255/55 R 18	2018	2019	2020	--	--
X5	03542170000	ContiSportContact™ 5	285/45 R 19	2018	2019	--	--	--
X5	03542210000	ContiSportContact™ 5	315/35 R 20	2018	2019	--	--	--
X5	03546680000	4X4Contact™ Family	255/50 R 19	2018	2019	--	--	--
X5	03547290000	CrossContact™ UHP	255/50 R 19	2018	2019	2020	--	--
X5	03582040000	PremiumContact™ 6	275/40 R 21	--	--	2020	2021	2022
X5	03582060000	PremiumContact™ 6	315/35 R 21	--	--	2020	2021	2022
X5	03588770000	PremiumContact™ 6	275/35 R 22	2018	2019	2020	2021	2022
X5	03588850000	PremiumContact™ 6	315/30 R 22	2018	2019	2020	2021	2022
X5	03591780000	CrossContact™ LX Sport	265/50 R 19	--	--	2020	2021	2022
X5	03591790000	CrossContact™ LX Sport	275/45 R 20	2018	2019	2020	2021	2022
X7	03588080000	PremiumContact™ 6	315/35 R 22	--	2019	2020	2021	2022
X7	03588110000	PremiumContact™ 6	275/40 R 22	--	2019	2020	2021	2022
X7	03591800000	CrossContact™ LX Sport	275/50 R 20	--	2019	2020	2021	2022
X7	03591810000	CrossContact™ LX Sport	285/45 R 21	--	2019	2020	2021	2022
X7	03591820000	CrossContact™ LX Sport	285/45 R 21	--	2019	2020	2021	2022
Z4	03553730000	PremiumContact™ 6	255/40 R 18	--	--	--	2021	2022
Z4	03583970000	ContiSportContact™ 5	225/50 R 17	--	2019	2020	2021	2022

VEHICLE FITMENT	ARTICLE NUMBER	MARKET LINE	TIRE SIZE	YEARS SELECTED AS ORIGINAL EQUIPMENT				
BMW								
Z4	03583990000	ContiSportContact™ 5	255/45 R 17	--	2019	2020	2021	2022
BUICK								
ENCLAVE	15571080000	CrossContact™ LX20	255/55 R 20	--	--	2020	2021	2022
ENCORE	15501370000	ProContact™ TX	225/60 R 17	--	--	2020	2021	--
ENVISION	15572210000	ProContact™ TX	245/45 R 20	--	--	2020	2021	2022
ENVISION	15572220000	ProContact™ TX	235/60 R 18	--	--	2020	2021	2022
LACROSSE	03500040000	ContiProContact™	245/45 R 18	--	2019	--	--	--
REGAL	15508010000	ProContact™ TX	235/50 R 18	2018	2019	2020	--	--
REGAL	15508020000	ProContact™ TX	245/45 R 18	2018	2019	2020	--	--
CADILLAC								
ATS	03112090000	SportContact™ 6	235/40 R 18	--	--	2020	2021	2022
ATS	15495340000	ProContact™ RX	225/40 R 18	2018	2019	--	--	--
ATS	15495360000	ProContact™ RX	255/35 R 18	2018	2019	2020	--	--
ATS	15499390000	ProContact™ RX	235/40 R 18	--	--	2020	2021	2022
ATS	15499540000	ProContact™ RX	225/45 R 17	--	--	2020	2021	2022
ATS	15500150000	ProContact™ RX	235/35 R 19	--	--	2020	2021	2022
ATS	15575060000	ProContact™ RX	235/40 R 18	--	--	--	2021	2022
XTS	15482680000	ContiProContact™	235/55 R 18	2018	2019	--	--	--
CHEVROLET								
CRUZE	15448850000	ContiProContact™	P 225/50 R 17	2018	2019	--	--	--
MALIBU	15481530000	ContiProContact™	P 215/60 R 16	2018	2019	--	--	--
MALIBU	15495970000	ProContact™ TX	245/40 R 19	--	--	--	2021	2022
MALIBU	15503230000	ProContact™ TX	245/45 R 18	2018	2019	2020	2021	2022
SILVERADO	15508200000	CrossContact™ LX20	P 275/55 R 20	2018	2019	2020	--	--
TAHOE	15493040000	CrossContact™ LX20	P275/55 R 20	2018	2019	2020	--	--
TAHOE	15507930000	CrossContact™ LX20	275/60 R 20	--	--	2020	2021	2022
TRAILBLAZER	15507910000	CrossContact™ LX Sport	265/45 R 21	2018	2019	2020	2021	2022
TRAX	15482620000	ContiProContact™	P215/55 R 18	--	--	--	2021	2022
TRAX	15496930000	ContiProContact™	P 205/70 R 16	2018	2019	2020	2021	2022
CHRYSLER								
300	15506780000	ContiProContact™	P 225/60 R 18	2018	2019	2020	--	--
PROMASTER	04514690000	VanContact™ A/S	225/75 R 16 C	2018	2019	--	2021	2022
SEBRING	15491200000	ContiProContact™	225/55 R 17	2018	2019	--	--	--
FIAT								
500	15487990000	ContiProContact™	185/55 R 15	2018	2019	--	--	--
500L	15491170000	ContiProContact™	205/55 R 16	2018	2019	--	--	--
500X	15498180000	ProContact™ TX	215/55 R 17	2018	2019	2020	--	--
FORD								
BRONCO	03594630000	CrossContact ATR	225/65 R 17	--	--	--	2021	2022

VEHICLE FITMENT	ARTICLE NUMBER	MARKET LINE	TIRE SIZE	YEARS SELECTED AS ORIGINAL EQUIPMENT				
FORD								
ESCAPE	15484790000	ContiProContact™	235/55 R 17	2018	2019	--	--	--
ESCAPE	15484960000	ContiProContact™	235/45 R 19	2018	2019	2020	2021	2022
ESCAPE/BRONCO SPORT	15499360000	ProContact™ TX	225/65 R 17	--	2019	2020	2021	2022
EXPLORER	03547200000	CrossContact™ LX Sport	255/60 R 19	--	2019	2020	2021	2022
FOCUS	15482660000	ContiProContact™	215/50 R 17	2018	2019	--	--	--
FOCUS	15485990000	ContiProContact™	195/65 R 15	2018	2019	--	--	--
F-SERIES	04320230000	ContiTrac™	LT275/65 R 18	--	--	--	2021	2022
Mustang Mach-E	03592930000	CrossContact™ RX	245/45 R 20	--	--	--	2021	2022
TRANSIT	04514920000	VanContact™ A/S	235/65 R 16 C	--	--	2020	2021	2022
TRANSIT	04514990000	VanContact™ A/S	195/75 R 16 C	--	--	2020	2021	2022
TRANSIT CONNECT	15508160000	ProContact™ TX	215/55 R 16	2018	2019	2020	2021	2022

GM								
ACADIA	15507900000	CrossContact™ LX Sport	235/65 R 18	2018	2019	2020	2021	2022
ACADIA	15570200000	TerrainContact™ A/T	255/65 R 17	--	2019	2020	2021	2022

HONDA								
CIVIC	03115250000	sContact™	T 125/70 R 18	--	--	2020	2021	--
CIVIC	03574540000	ProContact™ TX	215/50 R 17	2018	2019	2020	2021	--
CIVIC	03589470000	SportContact™ 6	245/30 ZR 20	2018	2019	2020	--	--
CIVIC	15482860000	ContiProContact™	P195/65 R 15	2018	2019	--	--	--
CIVIC	15497490000	ContiProContact™	225/40 R 18	2018	2019	2020	2021	2022
CIVIC	15498150000	ProContact™ TX	215/50 R 17	--	--	--	2021	2022
CIVIC	15508170000	ContiProContact™	235/40 R 18	2018	2019	--	2021	--
CIVIC	15575190000	ContiProContact™	235/40 R 18	--	--	--	2021	2022
CIVIC	15575200000	ProContact™ TX	215/50 R 17	--	--	--	2021	2022
HR-V	15501880000	ProContact™ TX	225/50 R 18	2018	2019	2020	2021	2022
ODYSSEY	15577120000	ContiProContact™	P 235/65 R 17	--	--	2020	--	--
PILOT	03542490000	CrossContact™ LX Sport	245/50 R 20	--	--	--	2021	2022
PILOT	03590360000	CrossContact™ LX Sport	265/45 R 20	2018	2019	2020	2021	2022
RIDGELINE	03113470000	sContact™	T 165/90 R 17	--	--	--	2021	2022

HYUNDAI								
ELANTRA	15493240000	ContiProContact™	P215/45 R 17	2018	2019	--	--	--
ELANTRA	15570670000	ProContact™ RX	205/55 R 16	--	--	2020	2021	--
EQ900	03572730000	ContiProContact™	245/45 R 19	2018	2019	2020	2021	2022
EQ900	03572740000	ContiProContact™	275/40 R 19	2018	2019	2020	2021	2022
EQUUS	03564790000	ContiSportContact™ 5	245/45 R 19	--	--	--	2021	2022
EQUUS	03564890000	ContiSportContact™ 5	275/40 R 19	--	--	--	2021	2022

VEHICLE FITMENT	ARTICLE NUMBER	MARKET LINE	TIRE SIZE	YEARS SELECTED AS ORIGINAL EQUIPMENT				
HYUNDAI								
EQUUS	15488300000	ContiProContact™	P275/40 R 19	2018	2019	--	--	--
EQUUS	15506880000	ContiProContact™	P 235/45 R 19	2018	2019	2020	--	--
GENESIS	03580470000	ProContact™ RX	275/35 R 19	2018	2019	2020	--	--
GENESIS	15509310000	ProContact™ TX	245/40 R 19	2018	2019	--	--	--
SONATA	03586490000	PremiumContact™ 6	245/40 R 19	--	--	--	2021	2022

JAGUAR								
X150	03510980000	ContiSportContact™ 2	275/40 R 18	2018	2019	2020	2021	2022
X150	03581390000	ContiSportContact™ 2	245/45 R 18	2018	2019	2020	2021	2022
XE	15498120000	ProContact™ GX	225/45 R 18	2018	2019	2020	--	--
XF	15500430000	ProContact™ GX	245/40 R 19	2018	2019	--	2021	2022
XF-TYPE	03570760000	ContiSportContact™ 5P	255/35 R 20	2018	2019	2020	--	--
XF-TYPE	03570830000	ContiSportContact™ 5	245/45 R 18	2018	2019	2020	--	--
XJ-TYPE	03112260000	PremiumContact™ 6	255/40 R 22	--	--	2020	2021	2022
XJ-TYPE	03579040000	ContiSportContact™ 3	245/40 ZR 20	2018	2019	2020	--	--
XJ-TYPE	03579070000	ContiSportContact™ 3	275/35 ZR 20	2018	2019	2020	--	--

JEEP								
B-CUV	03543700000	CrossContact™ LX Sport	215/65 R 16	--	--	--	2021	2022
CHEROKEE	15494220000	ProContact™ TX	225/60 R 18	2018	2019	2020	2021	2022
CHEROKEE	15494230000	ProContact™ TX	225/55 R 18	2018	2019	2020	2021	2022
COMPASS	03592900000	CrossContact™ LX Sport	225/60 R 17	--	--	--	2021	2022
COMPASS	15507960000	CrossContact™ LX Sport	215/65 R 16	2018	2019	2020	2021	2022
RENEGADE	03584920000	ProContact™ GX	235/45 R 19	2018	2019	2020	2021	--
RENEGADE	03592560000	CrossContact™ RX	215/60 R 17	--	--	--	2021	2022

KIA								
CARNIVAL	03592580000	CrossContact™ RX	235/55 R 19	--	--	--	2021	2022
K900	15488290000	ContiProContact™	P245/45 R 19	2018	2019	--	--	--
RIO	15502420000	ProContact™ TX	205/45 R 17	2018	2019	2020	2021	2022
RIO	15502440000	ProContact™ TX	185/65 R 15	2018	2019	2020	2021	2022
SORENTO	03591570000	CrossContact™ LX Sport	235/60 R 18	--	--	2020	2021	2022
SORENTO	03591600000	CrossContact™ LX Sport	255/45 R 20	--	--	2020	2021	2022
SORENTO	03592320000	CrossContact™ LX Sport	235/65 R 17	--	--	2020	2021	2022
SORENTO	03593900000	CrossContact™ LX Sport	235/55 R 19	--	--	2020	2021	2022

LAND ROVER								
DEFENDER	03590920000	CrossContact™ RX	255/65 R 19	--	--	2020	2021	2022
DEFENDER	03590940000	CrossContact™ RX	275/45 R 22	--	--	2020	2021	--
DISCOVERY	03544620000	CrossContact™ LX Sport	285/40 R 22	2018	2019	2020	2021	2022
DISCOVERY	03548930000	4X4Contact™ Family	255/55 R 19	2018	2019	--	--	--

VEHICLE FITMENT	ARTICLE NUMBER	MARKET LINE	TIRE SIZE	YEARS SELECTED AS ORIGINAL EQUIPMENT				
LAND ROVER								
DISCOVERY SPORT	03593380000	CrossContact™ LX Sport	245/45 R 20	--	--	2020	--	--
DISCOVERY SPORT	03593390000	CrossContact™ LX Sport	245/45 R 20	--	--	2020	--	--
L550	04710350000	CrossContact™ LX Sport	235/60 R 18	2018	2019	2020	--	--
RANGE ROVER	03543870000	CrossContact™ LX Sport	275/40 R 22	2018	2019	2020	2021	--
RANGE ROVER	03549260000	CrossContact™ LX Sport	275/40 R 22	2018	2019	--	--	--
RANGE ROVER EVOQUE	03114290000	sContact™	T 155/85 R 18	--	--	--	2021	--
RANGE ROVER EVOQUE	03118610000	ContiSportContact™ 5	265/45 R 21	--	--	2020	2021	2022
RANGE ROVER EVOQUE	03580390000	CrossContact™ UHP	235/55 R 19	2018	2019	--	--	--
RANGE ROVER GRAND EVOQUE	03590140000	CrossContact™ LX Sport	265/45 R 21	2018	2019	2020	--	--
RANGE ROVER SPORT	03114180000	sContact™	T 175/80 R 19	--	--	2020	2021	2022
RANGE ROVER SPORT	03543130000	CrossContact™ LX Sport	275/45 R 21	2018	2019	2020	2021	--
RANGE ROVER SPORT	03544230000	ContiSportContact™ 5	295/40 R 22	2018	2019	2020	2021	2022
RANGE ROVER SPORT	03576190000	ContiSportContact™ 5	275/45 R 21	2018	2019	2020	2021	2022
RANGE ROVER VELAR	03547380000	CrossContact™ LX Sport	265/40 R 22	2018	2019	2020	--	--
RANGE ROVER VELAR	03592740000	CrossContact™ LX Sport	255/55 R 19	--	--	2020	2021	2022

LINCOLN

MKC	03590230000	CrossContact™ LX Sport	245/45 R 20	--	--	2020	2021	2022
MKX	15508250000	CrossContact™ LX Sport	245/50 R 20	--	2019	2020	2021	2022
MKX	15570600000	CrossContact™ LX Sport	265/40 R 21	--	2019	2020	2021	2022

MASERATI

GHIBLI	03114750000	PremiumContact™ 6	245/45 ZR 19	--	--	--	2021	2022
GHIBLI	03114760000	PremiumContact™ 6	275/40 ZR 19	--	--	--	2021	2022
GHIBLI	03589490000	SportContact™ 6	245/40 ZR 20	--	--	--	2021	--
GHIBLI	03589500000	SportContact™ 6	285/35 ZR 20	--	--	--	2021	--
GT	03564430000	ContiSportContact™ 3	285/35 ZR 20	2018	2019	--	--	--
LEVANTE	03110140000	SportContact™ 6	295/30 ZR 22	--	2019	2020	2021	2022
LEVANTE	03110150000	SportContact™ 6	265/35 ZR 22	--	2019	2020	2021	2022
LEVANTE	03114970000	SportContact™ 6	265/45 ZR 20	--	--	--	2021	2022
LEVANTE	03114980000	SportContact™ 6	295/40 ZR 20	--	--	--	2021	2022
LEVANTE	03574270000	CrossContact™ LX Sport	265/45 R 20	--	--	--	2021	2022
LEVANTE	03574280000	CrossContact™ LX Sport	295/40 R 20	2018	2019	2020	2021	2022
LEVANTE	03580520000	ContiSportContact™ 5	265/40 ZR 21	--	--	2020	2021	--
LEVANTE	03580580000	ContiSportContact™ 5	295/35 ZR 21	--	--	2020	2021	--
QUATTROPORTE	03589920000	ContiSportContact™ 5	275/40 ZR 19	--	2019	2020	--	--

MAYBACH

MAYBACH 57/62	03515500000	ContiPremiumContact™	275/50 R 19	2018	2019	--	--	--
---------------	-------------	----------------------	-------------	------	------	----	----	----

VEHICLE FITMENT	ARTICLE NUMBER	MARKET LINE	TIRE SIZE	YEARS SELECTED AS ORIGINAL EQUIPMENT				
MAZDA								
MAZDA 3	15571260000	ProContact™ TX	205/60 R 16	--	--	2020	2021	2022
MERCEDES-BENZ								
A-CLASS	03571420000	ContiSportContact™ 5P	235/35 ZR 19	2018	2019	2020	--	--
A-CLASS	03583570000	SportContact™ 6	235/40 ZR 18	--	--	2020	2021	2022
A-CLASS	03586880000	ContiSportContact™ 5	225/40 R 18	--	2019	2020	--	--
A-CLASS	03588780000	ProContact™ GX	235/40 R 18	--	--	2020	2021	2022
BLK	03563740000	ContiSportContact™ 5P	235/45 ZR 19	2018	--	--	--	--
BLK	03571430000	ContiSportContact™ 5P	235/40 ZR 20	2018	2019	2020	--	--
C-CLASS	03114170000	sContact™	T 125/80 R 17	--	--	2020	2021	2022
C-CLASS	03539420000	ProContact™ TX	265/35 R 19	--	--	--	2021	2022
C-CLASS	03539430000	ProContact™ TX	245/35 R 19	--	--	--	2021	2022
C-CLASS	03561770000	ContiSportContact™ 5	225/45 R 17	2018	2019	--	--	--
C-CLASS	03561870000	ContiSportContact™ 5	255/35 R 18	2018	2019	--	--	--
C-CLASS	03562720000	ContiSportContact™ 5	245/35 R 19	2018	2019	--	--	--
C-CLASS	03562730000	ContiSportContact™ 5	225/40 R 19	2018	2019	--	2021	--
C-CLASS	03563020000	ContiSportContact™ 5	245/40 R 18	2018	2019	2020	2021	--
C-CLASS	03563050000	ContiSportContact™ 5	225/45 R 18	2018	2019	2020	2021	--
C-CLASS	03563810000	ContiSportContact™ 5	255/35 R 19	2018	2019	2020	2021	--
C-CLASS	03564090000	ContiSportContact™ 5	225/45 R 18	2018	2019	--	--	--
C-CLASS	03564380000	ContiSportContact™ 5	245/40 R 18	2018	2019	--	--	--
C-CLASS	03587260000	ProContact™ GX	225/45 R 18	--	--	--	2021	2022
C-CLASS	03587270000	ProContact™ GX	245/40 R 18	--	--	--	2021	2022
C-CLASS	03589630000	ContiSportContact™ 5P	235/40 ZR 18	2018	2019	2020	--	--
C-CLASS	03589640000	ContiSportContact™ 5P	255/35 ZR 18	2018	2019	2020	--	--
C-CLASS	03589980000	ContiSportContact™ 5P	235/35 ZR 19	--	2019	2020	--	--
C-CLASS	03589990000	ContiSportContact™ 5P	255/30 ZR 19	2018	2019	2020	--	--
C-CLASS	15481210000	ContiProContact™	225/40 R 18	2018	2019	--	--	--
C-CLASS	15494330000	ProContact™ GX	225/45 R 18	2018	2019	2020	2021	--
C-CLASS	15494340000	ProContact™ GX	245/40 R 18	2018	2019	2020	2021	--
C-CLASS	15495330000	ContiProContact™	225/50 R 17	--	--	--	2021	--
CLK	03500210000	ContiProContact™	235/45 R 17	--	2019	--	--	--
CLK	03543280000	CrossContact™ LX Sport	235/55 R 19	2018	2019	2020	2021	2022
CLK Coupe	03500220000	ContiProContact™	255/40 R 17	--	2019	--	--	--
CLS	03579280000	ContiSportContact™ 3	245/40 R 18	--	--	2020	--	--

VEHICLE FITMENT	ARTICLE NUMBER	MARKET LINE	TIRE SIZE	YEARS SELECTED AS ORIGINAL EQUIPMENT					
MERCEDES-BENZ									
E-CLASS	03539110000	ProContact™ TX	225/55 R 17	--	--	--	2021	2022	
E-CLASS	03579150000	ContiSportContact™ 3	245/40 R 18	2018	2019	--	--	--	
E-CLASS	03589890000	ContiSportContact™ 5P	255/35 ZR 19	--	2019	2020	--	--	
E-CLASS	03589900000	ContiSportContact™ 5P	285/30 ZR 19	2018	2019	2020	--	--	
E-CLASS	15501330000	ProContact™ GX	275/35 R 19	2018	2019	2020	2021	2022	
E-CLASS COUPÉ	03578630000	ContiSportContact™ 3	235/40 R 18	--	--	2020	--	--	
EQ C-CUV	03584510000	ProContact™ GX	235/55 R 18	--	--	2020	2021	2022	
EQC	03584460000	ProContact™ GX	235/50 R 19	--	--	2020	2021	2022	
GLA	03547930000	ContiSportContact™ 3	215/60 R 18	--	--	--	2021	2022	
GLA	03579710000	PremiumContact™ 6	235/50 R 19	--	2019	2020	2021	2022	
GLA	03579710000	PremiumContact™ 6	235/50 R 19	--	2019	2020	2021	2022	
GLA	03586590000	SportContact™ 6	255/40 ZR 20	--	--	2020	2021	2022	
GLA	03586600000	SportContact™ 6	255/35 ZR 21	--	--	2020	2021	2022	
GLA	03586610000	SportContact™ 6	235/50 ZR 19	--	--	--	2021	2022	
GLA	03586870000	ProContact™ GX	235/50 R 19	--	--	2020	2021	2022	
GLA	15506440000	ProContact™ GX	235/55 R 18	--	2019	2020	2021	2022	
GLA	15506440000	ProContact™ GX	235/55 R 18	--	2019	2020	2021	2022	
GLA	15506450000	ProContact™ GX	235/50 R 19	--	2019	2020	2021	2022	
GLA	15506450000	ProContact™ GX	235/50 R 19	--	2019	2020	2021	2022	
GLC	03555910000	CrossContact™ LX Sport	255/55 R 18	--	--	--	2021	2022	
GLC	03572070000	SportContact™ 6	295/40 ZR 20	2018	2019	2020	2021	2022	
GLC	03572140000	SportContact™ 6	265/45 ZR 20	2018	2019	2020	2021	2022	
GLC	03591110000	CrossContact™ LX Sport	235/55 R 19	--	2019	2020	--	2022	
GLC	03591120000	CrossContact™ LX Sport	255/50 R 19	--	2019	2020	--	2022	
GL-CLASS	03541860000	ContiSportContact™ 5	295/40 ZR 21	2018	2019	2020	--	--	
GL-CLASS	03548710000	CrossContact™ UHP	295/40 R 21	2018	2019	2020	--	--	
GL-CLASS	03548760000	CrossContact™ UHP	275/50 R 20	2018	2019	2020	--	--	
GL-CLASS	03549120000	4X4Contact™ Family	265/60 R 18	2018	2019	2020	--	--	
GL-CLASS	03549140000	4X4Contact™ Family	275/55 R 19	2018	2019	2020	--	--	
GLE	03110050000	SportContact™ 6	275/45 R 21	--	--	2020	2021	2022	
GLE	03110070000	SportContact™ 6	315/40 R 21	--	--	2020	2021	2022	
GLE	03578130000	SportContact™ 6	315/40 ZR 21	--	--	2020	2021	2022	
GLE	03578140000	SportContact™ 6	275/45 ZR 21	--	--	2020	2021	2022	

VEHICLE FITMENT	ARTICLE NUMBER	MARKET LINE	TIRE SIZE	YEARS SELECTED AS ORIGINAL EQUIPMENT				
MERCEDES-BENZ								
GLE COUPE	03549700000	CrossContact™ LX Sport	315/40 R 21	--	--	2020	2021	2022
GLE COUPE	03579510000	SportContact™ 6	275/45 R 21	--	--	2020	2021	2022
GLE COUPE	03579520000	SportContact™ 6	315/40 R 21	--	--	2020	2021	2022
GLE COUPE	03593250000	CrossContact™ LX Sport	275/45 R 21	--	--	2020	2021	2022
GLK	03543270000	CrossContact™ LX Sport	235/60 R 18	2018	2019	2020	2021	2022
GLK	03575000000	ContiSportContact™ 5P	255/40 ZR 21	2018	2019	2020	2021	2022
GLK	03575010000	ContiSportContact™ 5P	285/35 ZR 21	2018	2019	2020	2021	2022
GLS	03111430000	PremiumContact™ 6	285/45 R 22	--	--	2020	2021	2022
GLS	03111440000	PremiumContact™ 6	325/40 R 22	--	--	2020	2021	2022
GLS	03586240000	PremiumContact™ 6	285/45 R 22	--	--	2020	2021	2022
GLS	03586250000	PremiumContact™ 6	325/40 R 22	--	--	2020	2021	2022
GLS	03586340000	PremiumContact™ 6	275/50 R 21	--	--	2020	2021	2022
GLS	03586350000	PremiumContact™ 6	315/45 R 21	--	--	2020	2021	2022
GT	03583940000	SportContact™ 6	305/30 ZR 20	--	--	--	2021	2022
M-CLASS COUPE	03564830000	ContiSportContact™ 5P	285/40 ZR 22	2018	2019	2020	--	--
METRIS	04516790000	VanContact™ A/S	235/55 R 17	--	--	--	2021	2022
METRIS	04516860000	VanContact™ A/S	235/60 R 16	--	--	--	2021	2022
ML-CLASS	03113490000	sContact™	T 155/80 R 19	--	--	2020	2021	2022
ML-CLASS	03540280000	4X4Contact™ Family	265/45 R 20	2018	2019	--	--	--
ML-CLASS	03543190000	CrossContact™ LX Sport	275/45 R 21	2018	2019	2020	--	--
ML-CLASS	03545900000	4X4Contact™ Family	255/50 R 19	2018	2019	--	--	--
ML-CLASS	03548730000	CrossContact™ UHP	265/40 R 21	--	--	--	2021	2022
ML-CLASS	03548740000	CrossContact™ UHP	295/35 ZR 21	2018	2019	2020	2021	2022
ML-CLASS	03548790000	CrossContact™ UHP	255/50 R 19	2018	2019	2020	--	--
ML-CLASS	03549170000	CrossContact™ LX Sport	265/45 R 20	2018	2019	2020	--	--
ML-CLASS	03549190000	CrossContact™ LX Sport	255/55 R 18	2018	2019	--	--	--
ML-CLASS	03591340000	4X4Contact™ Family	235/65 R 17	--	2019	2020	--	--
MLK	03549050000	4X4Contact™ Family	235/50 R 19	2018	2019	2020	--	--
S-CLASS	03503940000	ContiSportContact™ 2	255/40 R 19	2018	2019	--	--	--
S-CLASS	03520440000	ContiSportContact™ 2	255/45 R 18	2018	2019	--	--	--
S-CLASS	03523980000	ContiSportContact™ 5	245/50 R 18	2018	2019	--	--	--
S-CLASS	03567240000	ContiSportContact™ 5	245/45 R 19	--	--	--	2021	--
S-CLASS	03568000000	ContiSportContact™ 5P	245/40 R 20	2018	2019	2020	2021	2022

VEHICLE FITMENT	ARTICLE NUMBER	MARKET LINE	TIRE SIZE	YEARS SELECTED AS ORIGINAL EQUIPMENT				
MERCEDES-BENZ								
S-CLASS	03571410000	ContiSportContact™ 2	255/35 ZR 20	2018	2019	2020	--	--
S-CLASS	03584590000	ContiSportContact™ 5P	275/35 R 20	--	--	2020	2021	2022
S-CLASS	03589790000	ContiSportContact™ 5P	285/35 ZR 20	2018	2019	2020	--	--
S-CLASS	03589800000	ContiSportContact™ 5P	255/40 ZR 20	2018	2019	2020	--	--
S-CLASS	15489480000	ProContact™ GX	245/45 R 19	2018	2019	2020	2021	--
S-CLASS	15494250000	ProContact™ GX	275/40 R 19	2018	2019	2020	--	--
SL-CLASS	03519570000	ContiSportContact™ 5P	285/30 R 19	2018	2019	2020	--	--
SL-CLASS	03519580000	ContiSportContact™ 5P	255/35 R 19	2018	2019	2020	--	--
SL-CLASS	03589940000	ContiSportContact™ 5P	285/30 ZR 20	2018	2019	--	--	--
SLK	03507390000	ContiSportContact™ 5	225/40 R 18	2018	2019	--	--	--
SLK	03507400000	ContiSportContact™ 5	245/35 R 18	2018	2019	2020	--	--
SLS	03564610000	SportContact™ 6	295/30 ZR 20	2018	2019	--	2021	2022
SLS	03564620000	SportContact™ 6	265/35 ZR 19	2018	2019	--	2021	2022
SPRINTER	04514640000	VanContact™ A/S	LT 215/85 R 16	2018	2019	2020	2021	2022
SPRINTER	04514770000	VanContact™ A/S	285/65 R 16 C	2018	2019	2020	2021	2022
SPRINTER	04517030000	VanContact™ A/S	225/75 R 16 C	--	--	--	2021	2022
SPRINTER	04531640000	SportContact™ 6	LT215/85 R 16	--	--	--	2021	2022
SPRINTER	04531650000	SportContact™ 6	LT245/75 R 16	--	--	--	2021	2022
SPRINTER	04531730000	ProContact™ TX	225/75 R 16 C	--	--	--	2021	2022
VITO	04512280000	VancoFourSeason™	225/55 R 17	2018	2019	2020	--	--

MINI

COUNTRYMAN	03580030000	ContiPremiumContact™ 2	205/55 R 17	2018	2019	2020	--	--
MINI	03526250000	ContiProContact™	175/65 R 15	2018	2019	--	--	--
MINI	03526260000	ContiProContact™	195/55 R 16	2018	2019	2020	--	--
MINI	03579380000	ContiPremiumContact™ 2	195/55 R 16	2018	2019	--	--	--
MINI	03580060000	ContiPremiumContact™ 2	175/65 R 15	--	2019	--	--	--
MINI	03580420000	ContiSportContact™ 3	205/45 R 17	2018	2019	--	--	--

NISSAN

ALTIMA	15504350000	ProContact™ TX	215/55 R 17	2018	2019	2020	2021	2022
ALTIMA	15508140000	ProContact™ TX	215/60 R 16	2018	2019	2020	2021	2022
MAXIMA	15508040000	ProContact™ TX	245/45 R 18	--	2019	2020	--	--
MAXIMA	15509370000	ProContact™ TX	245/45 R 18	2018	2019	--	2021	2022
MURANO	03593320000	CrossContact™ LX Sport	235/65 R 18	--	--	2020	2021	2022
NOTE	15481540000	ContiProContact™	P195/55 R 16	2018	2019	2020	--	--
NOTE	15490600000	ContiProContact™	P185/65 R 15	2018	2019	2020	--	--

VEHICLE FITMENT	ARTICLE NUMBER	MARKET LINE	TIRE SIZE	YEARS SELECTED AS ORIGINAL EQUIPMENT					
NISSAN									
NV200	04512770000	VancoFourSeason™	185/60 R 15 C	--	--	--	2021	--	
PATHFINDER	03549390000	CrossContact™ LX	255/60 R 18	2018	2019	2020	--	--	
PATHFINDER	03592480000	CrossContact™ LX Sport	255/60 R 18	--	2019	2020	--	--	
ROGUE	03592230000	CrossContact™ RX	235/65 R 17	--	--	2020	2021	2022	
SENTRA	15490310000	ContiProContact™	P205/55 R 16	2018	2019	--	--	--	
SENTRA	15493530000	ContiProContact™	205/50 R 17	--	--	--	2021	2022	
VERSA	15570430000	ProContact™ TX	195/65 R 15	--	2019	2020	2021	2022	
VERSA	15570440000	ProContact™ TX	205/55 R 16	--	2019	2020	2021	2022	
POLESTAR									
POLESTAR 2	15574310000	ProContact™ RX	245/45 R 19	--	--	2020	--	--	
PORSCHE									
CAJUN	03569010000	ContiSportContact™ 5	255/50 R 19	--	--	--	2021	2022	
CAYENNE	03572170000	ContiSportContact™ 5	255/55 ZR 19	2018	2019	2020	--	--	
CAYENNE	03572180000	ContiSportContact™ 5	275/50 ZR 19	2018	2019	2020	--	--	
CAYENNE	03572550000	ProContact™ TX	285/40 R 21	--	2019	2020	2021	2022	
CAYENNE	03572660000	ContiSportContact™ 5P	275/45 ZR 20	--	2019	2020	2021	--	
CAYENNE	03572690000	ContiSportContact™ 5P	305/40 ZR 20	--	2019	2020	2021	--	
CAYENNE	03572880000	ProContact™ TX	315/35 R 21	--	2019	2020	2021	2022	
CAYENNE	03589710000	CrossContact™ UHP	295/35 R 21	2018	2019	2020	--	--	
CAYENNE	15500800000	ProContact™ TX	255/55 R 19	2018	2019	2020	2021	2022	
CAYENNE	15500810000	ProContact™ TX	275/50 R 19	2018	2019	2020	2021	2022	
CAYMAN	03576020000	SportContact™ 6	235/35 ZR 20	--	2019	2020	--	--	
CAYMAN	03576020000	SportContact™ 6	235/35 ZR 20	--	2019	2020	--	--	
MACAN	03542100000	ContiSportContact™ 5	235/55 R 19	2018	2019	2020	2021	2022	
MACAN	03542250000	ContiSportContact™ 5	255/55 R 18	--	--	--	2021	--	
MACAN	03542270000	ContiSportContact™ 5	235/60 R 18	2018	2019	2020	2021	--	
MACAN	03542280000	ContiSportContact™ 5P	295/35 R 21	2018	2019	2020	2021	--	
MACAN	03542300000	ContiSportContact™ 5P	265/40 R 21	--	--	--	2021	--	
MACAN	15493460000	ProContact™ TX	235/60 R 18	--	--	--	2021	--	
MACAN	15493470000	ProContact™ TX	255/55 R 18	2018	2019	2020	2021	--	
MACAN	15493480000	ProContact™ TX	235/55 R 19	2018	2019	2020	2021	2022	
MACAN	15493490000	ProContact™ TX	255/50 R 19	2018	2019	2020	2021	2022	
PANAMERA	03112550000	ContiSportContact™ 5P	275/35 ZR 21	--	--	2020	--	--	
PANAMERA	03112560000	ContiSportContact™ 5P	315/30 ZR 21	--	--	2020	--	--	
PANAMERA	03562070000	ContiSportContact™ 5	245/50 ZR 18	2018	2019	2020	--	--	

VEHICLE FITMENT	ARTICLE NUMBER	MARKET LINE	TIRE SIZE	YEARS SELECTED AS ORIGINAL EQUIPMENT					
PORSCHE									
PANAMERA	03562080000	ContiSportContact™ 5	275/45 ZR 18	2018	2019	2020	--	--	
PANAMERA	03573090000	ContiSportContact™ 5P	275/35 ZR 21	2018	2019	2020	--	--	
PANAMERA	03573180000	ContiSportContact™ 5P	315/30 ZR 21	2018	2019	2020	--	--	
PANAMERA	03589860000	ContiSportContact™ 3	285/40 ZR 19	--	--	2020	--	--	
TAYCAN	03553820000	ProContact™ RX	225/55 R 19	--	--	--	2021	2022	
TAYCAN	03553830000	ProContact™ RX	275/45 R 19	--	--	--	2021	2022	
TAYCAN	03581100000	PremiumContact™ 6	225/55 R 19	--	--	2020	2021	2022	
TAYCAN	03581120000	PremiumContact™ 6	275/45 R 19	--	--	2020	2021	2022	
TAYCAN	15507750000	ProContact™ RX	305/30 R 21	--	--	2020	2021	2022	
TAYCAN	15507770000	ProContact™ RX	285/40 R 20	--	--	2020	2021	2022	
TAYCAN	15507790000	ProContact™ RX	275/45 R 19	--	--	2020	--	--	
TAYCAN	15507850000	ProContact™ RX	225/55 R 19	--	--	2020	--	--	
TAYCAN	15574160000	ProContact™ RX	245/45 R 20	--	--	--	2021	2022	
TAYCAN	15574190000	ProContact™ RX	265/35 R 21	--	--	--	2021	2022	
ROLLS-ROYCE									
GHOST	03563070000	ContiSportContact™ 5	255/40 R 21	--	--	--	2021	2022	
GHOST	03563080000	ContiSportContact™ 5	285/335 R 21	--	--	--	2021	2022	
PHANTOM	03574930000	ContiSportContact™ 5	255/50 R 21	2018	2019	2020	2021	2022	
PHANTOM	03575060000	ContiSportContact™ 5	285/45 R 21	--	--	--	2021	2022	
PHANTOM	03575080000	ContiSportContact™ 5	255/45 R 22	--	--	--	2021	2022	
PHANTOM	03589120000	ContiSportContact™ 5	285/40 R 22	2018	2019	2020	2021	2022	
SMART									
FORTWO	03507370000	ContiSportContact™ 5	225/45 R 17	2018	2019	--	--	--	
FORTWO	15495600000	ProContact™ TX	165/65 R 15	2018	--	--	--	--	
FORTWO	15496680000	ProContact™ TX	185/50 R 16	--	2019	2020	--	--	
FORTWO	15496680000	ProContact™ TX	185/50 R 16	--	2019	2020	--	--	
FORTWO	15507970000	ProContact™ TX	205/45 R 16	2018	2019	2020	--	--	
SUBARU									
IMPREZA	15498990000	ProContact™ TX	P 205/55 R 16	--	--	--	2021	2022	
TESLA									
MODEL 3	15571540000	ProContact™ RX	235/40 R 19	--	--	--	2021	2022	
MODEL X	03116000000	SportContact™ 6	265/35 R 22	--	--	--	2021	2022	
MODEL X	03116020000	SportContact™ 6	285/35 R 22	--	--	--	2021	2022	
MODEL X	03593500000	CrossContact™ LX Sport	265/45 R 20	--	--	--	2021	2022	
MODEL X	03593520000	CrossContact™ LX Sport	275/45 R 20	--	--	--	2021	2022	
MODEL Y	15573630000	ProContact™ RX	255/45 R 19	--	--	2020	2021	--	
TESLA MODEL S	03568440000	ContiSportContact™ 5	245/35 R 21	--	--	--	2021	--	

VEHICLE FITMENT	ARTICLE NUMBER	MARKET LINE	TIRE SIZE	YEARS SELECTED AS ORIGINAL EQUIPMENT					
TESLA									
TESLA MODEL S	03578600000	ContiSportContact™ 5P	245/35 ZR 21	--	--	--	2021	--	
TESLA MODEL S	03578610000	ContiSportContact™ 5P	265/35 ZR 21	--	--	--	2021	--	
TOYOTA									
C-HR	15498140000	ProContact™ TX	215/60 R 17	--	--	--	2021	2022	
COROLLA	15489370000	ContiProContact™	P205/55 R 16	2018	2019	--	--	--	
COROLLA	15575610000	ProContact™ TX	215/65 R 17	--	--	--	2021	2022	
VOLKSWAGEN									
CROSS BLUE	03592200000	CrossContact™ LX Sport	255/50 R 20	--	--	--	2021	2022	
CROSS BLUE	15500960000	CrossContact™ LX Sport	245/60 R 18	2018	2019	2020	2021	2022	
GOLF	15501020000	ProContact™ TX	205/55 R 16	2018	2019	--	--	--	
GOLF	15502240000	ProContact™ TX	225/45 R 18	2018	2019	2020	--	--	
JETTA	15490480000	ContiProContact™	195/65 R 15	2018	2019	2020	--	--	
JETTA	15494560000	ProContact™ TX	225/45 R 17	2018	2019	2020	--	--	
JETTA	15494580000	ProContact™ TX	225/40 R 18	2018	2019	2020	--	--	
JETTA	15498400000	ProContact™ TX	195/65 R 15	2018	2019	2020	--	--	
NEW BEETLE	15483490000	ContiProContact™	215/60 R 16	2018	2019	2020	--	--	
PASSAT	03522790000	ContiProContact™	235/45 R 17	2018	2019	--	--	--	
PASSAT	15505070000	ProContact™ TX	215/60 R 16	--	2019	2020	--	--	
PASSAT	15505080000	ProContact™ TX	215/55 R 17	--	2019	2020	2021	--	
PASSAT	15572180000	ProContact™ RX	235/40 R 19	--	2019	2020	--	--	
PASSAT (MAGOTAN)	03509940000	ContiSportContact™ 5	235/40 R 18	2018	2019	--	--	--	
PASSAT CC	15501030000	ProContact™ TX	245/35 R 20	2018	2019	2020	2021	2022	
PASSAT CC	15501040000	ProContact™ TX	245/40 R 19	2018	2019	2020	2021	2022	
PASSAT CC	15501050000	ProContact™ TX	245/45 R 18	2018	2019	2020	2021	2022	
TIGUAN	03564950000	ContiSportContact™ 5	235/55 R 18	2018	2019	2020	2021	2022	
TIGUAN	03576070000	ContiSportContact™ 5	255/45 R 19	2018	2019	2020	2021	2022	
TIGUAN	15491850000	ProContact™ TX	255/45 R 19	2018	2019	2020	--	--	
TIGUAN	15507710000	ProContact™ TX	215/65 R 17	2018	2019	2020	--	--	
TIGUAN	15507720000	ProContact™ TX	235/55 R 18	2018	2019	2020	--	--	
TIGUAN	15507730000	ProContact™ TX	235/50 R 19	2018	2019	2020	2021	--	
TOUAREG	03541260000	CrossContact™ UHP	275/45 R 20	2018	2019	--	--	--	
TOUAREG	03543830000	CrossContact™ LX Sport	275/40 R 21	2018	2019	2020	--	--	
TOUAREG	03549240000	CrossContact™ LX Sport	255/55 R 18	2018	2019	2020	--	--	
TOUAREG	03549250000	CrossContact™ LX Sport	275/45 R 20	2018	2019	2020	--	--	
TOUAREG	03564260000	CrossContact™ UHP	255/55 R 18	--	--	2020	--	--	

VEHICLE FITMENT	ARTICLE NUMBER	MARKET LINE	TIRE SIZE	YEARS SELECTED AS ORIGINAL EQUIPMENT					
VOLVO									
POLESTAR 2	03115060000	SportContact™ 6	245/40 R 20	--	--	2020	2021	2022	
POLESTAR 2	03115080000	PremiumContact™ 6	245/40 R 20	--	--	--	2021	2022	
S60	03504370000	ContiProContact™	235/40 R 18	2018	2019	--	--	--	
S60	03589210000	PremiumContact™ 6	235/40 R 19	2018	2019	2020	--	--	
S60	15449930000	ContiProContact™	235/45 R 17	2018	2019	--	--	--	
S60	15501600000	ProContact™ TX	235/45 R 18	--	2019	2020	2021	2022	
S90	03544530000	ProContact™ TX	245/45 R 18	2018	2019	2020	2021	2022	
S90	15500760000	ProContact™ TX	255/40 R 19	2018	2019	--	--	--	
S90	15509080000	ProContact™ TX	255/40 R 19	2018	2019	2020	--	--	
XC40	03118780000	ProContact™ RX	235/50 R 19	--	--	--	2021	2022	
XC40	03118790000	ProContact™ RX	255/45 R 19	--	--	--	2021	2022	
XC60	03545130000	4X4Contact™ Family	235/60 R 18	2018	2019	--	--	--	
XC60	03548500000	CrossContact™ LX Sport	255/45 R 20	--	--	2020	2021	2022	
XC70	03549070000	4X4Contact™ Family	215/65 R 16	2018	2019	--	--	--	
XC70	03549270000	CrossContact™ LX Sport	235/50 R 18	2018	2019	2020	--	--	
XC70	03549280000	CrossContact™ LX Sport	235/55 R 17	2018	2019	--	--	--	
XC90	03549490000	CrossContact™ LX Sport	235/55 R 19	2018	2019	2020	2021	2022	

Continental 



LIMITED WARRANTY AND ADJUSTMENT POLICY*

Eligibility

- Purchased as replacement tires only
- Owner of Continental brand passenger/light truck or special/temporary spare tires
- Tires used on vehicle originally installed

Coverage

- **All Continental Passenger and Light Truck Tires:**
 - Free replacement during first 12 months from date of purchase OR first 2/32nds of treadwear (whichever comes first - mounting and balancing included)
 - Pro-rated after free replacement period up to 72 months from date of purchase or wear out (whichever comes first - mounting and balancing NOT included)
- **Continental Temporary Spares:**
 - Covered for 72 months from date of purchase
 - Free replacement within first 1/32nds of treadwear
 - After free replacement period no adjustment made

Not Covered

- Road Hazards after 2/32nds (1.6 mm) of an inch of treadwear or 12 months of service (whichever comes first)
- Repairs
- Damage resulting from improper maintenance or operation
- Damage resulting from vehicle mechanical problems
- Ride/vibration after 2/32nds (1.6 mm) of an inch of treadwear or 12 months of service (whichever comes first)

Customer Responsibility

- Responsible for all applicable taxes and local tire disposal fees
- Must have invoice with date of purchase (DOT tire identification number date of manufacture will be used if invoice not available)



LIMITED TREAD WEAROUT COVERAGE (MILEAGE WARRANTY)*

Eligibility

- Purchased as replacement tires only
- Tires used on vehicle originally installed

Products

- | | |
|--|---|
| • ExtremeContact™ Sport
30,000 miles | • CrossContact™ LX
S & T - 65,000 miles
H & V - 50,000 miles
LT Sizes - 50,000 miles |
| • ExtremeContact™ DWS ⁰⁶ Plus
50,000 miles | • TerrainContact™ H/T
T & H - 70,000 miles
R & S - 60,000 miles |
| • ExtremeContact™ DWS ⁰⁶
50,000 miles | • TerrainContact™ A/T
60,000 miles |
| • ExtremeContact™ DWS
50,000 miles | • ProContact™ GX/TX
S & T - 65,000 miles
H - 55,000 miles
V - 45,000 miles
W - 40,000 miles |
| • PureContact™ LS
70,000 miles | • ProContact™ RX
H - 55,000 miles
V - 45,000 miles
W - 40,000 miles |
| • ContiProContact™
S & T - 80,000 miles
H - 60,000 miles
V & W - 40,000 miles | |
| • TrueContact™ Tour
T & H - 80,000 miles
V - 70,000 miles | |
| • CrossContact™ LX ²⁵
T & H - 70,000 miles
V - 65,000 miles | |

Coverage

- Pro-rated replacement for wearout during mileage coverage
- Mounting and balancing not included
- Pro-rated price = (Mileage Received/Mileage Covered) x Dealer Selling Price = Customer Price
- Mileage Warranty for the rear axle of split fitments will be 50% of the standard tread wearout coverage

Not Covered

- Flotation sizes
- Road Hazards or repairs
- Commercial applications
- Tires not rotated every 6,000-8,000 miles
- Tires in service more than 72 months
- Damage resulting from improper maintenance or operation
- Damage resulting from vehicle mechanical problems

Customer Responsibility

- Must have original, up-to-date copy of the Tread Wearout Coverage Rotation Schedule (printed in Limited Warranty Brochure) showing rotation intervals and odometer reading at installation and wearout
- Must have original sales invoice with date of purchase
- Pays for all applicable taxes and local tire disposal fees



60-DAY CUSTOMER SATISFACTION TRIAL*

Eligibility

- Purchased as replacement tires only
- Tires used on vehicle originally installed
- Original purchaser of a set of four (4) Continental brand tires

Coverage

- Within 60 days from date of purchase if for any reason (except for reasons not covered)
- If you are not satisfied, return and exchange all or any one tire
- If exchanged for higher priced tire, customer pays the difference
- If exchanged for lower priced tire, customer receives refund

Not Covered

- Road Hazards or repairs
- Improper mounting or demounting
- Alterations
- Commercial applications
- Damage resulting from improper maintenance or operation
- Damage resulting from vehicle mechanical problems

Customer Responsibility

- Pays for valve stems if required
- Responsible for all applicable taxes
- Must have completed information section of Total Confidence Plan Brochure

*Restrictions and limitations apply. See Total Confidence Plan brochure for complete coverage details at <https://continentaltire.com/warranty>.



ROAD HAZARD COVERAGE*

Eligibility

- Purchased as replacement tires only
- Original purchaser
- Used on vehicle originally installed

Products

- All Continental brand products.

Coverage

- Free comparable replacement tire during first 12 months OR 2/32nds of treadwear (whichever comes first)

Not Covered

- Commercial applications
- Damage resulting from improper maintenance or operation
- Damage resulting from vehicle mechanical problems
- Damage resulting from misuse and abusive driving
- Alterations
- Improper mounting or demounting

Customer Responsibility

- Pays for all applicable taxes, mounting and balancing charges
- Must have original sales invoice with date of purchase (DOT tire identification number date of manufacturer will be used if invoice is not available)
- Must have completed information section of Total Confidence Plan Brochure



FLAT TIRE ROADSIDE ASSISTANCE*

Flat Tire Roadside Assistance Registration Instructions:

This three (3) year complimentary service is only valid on tire purchases completed on or after February 1, 2015 and is designed to help in the event of a flat tire. Limit of 3 covered events for the coverage of term. To qualify for Flat Tire Roadside Assistance tires must be registered online.

To register, complete the steps outlined below:

- **Step 1:** After you have made your tire purchase have available your purchase receipt, Vehicle Information Number (VIN), along with the year/make/model of the vehicle to be registered to complete the online registration form. These items will be required to register and registration cannot be completed without them. A valid email address is also required to complete your registration and receive your Flat Tire Roadside Assistance Card as well as other important terms and conditions.
- **Step 2:** To register tires go to totalconfidence-plan.com and complete the online registration form. If you do not have internet access or a valid email address, registration may be completed by calling: 888-990-6125, and press "2".
- **Step 3:** If registration was completed online your Flat Tire Roadside Assistance Card along with program terms and conditions will be emailed to you. If registration was completed by phone your documentation will be mailed.

Once you receive the Flat Tire Roadside Assistance Card via e-mail, please print the card, along with the program terms and conditions, and keep this information in your glove box. The card will contain a toll-free number to call when assistance is needed.

Whenever you are in need of the Flat Tire Roadside Assistance service simply call the toll free number provided on your Flat Tire Roadside Assistance Card. You will be prompted to provide your program membership number and a live agent will assist you, asking the necessary questions, including vehicle VIN number, make, model, location, etc., to process your request and dispatch a service provider.

Service will not be provided on an unattended vehicle unless you cannot or should not remain with the vehicle for safety reasons; or if the vehicle was involved in an accident, theft or vandalism.

Flat Tire Roadside Assistance coverage includes:** 24/7 live agent service; Tire Change with the owner's properly inflated spare only. There is a \$200 limit per tire change. Should the service amount exceed the \$200 limit, the customer would be required to pay the overage to the service provider at the time of service. The customer will be informed before service is dispatched if there is an overage amount. If the customer does not have a workable spare or if the vehicle has two or more flat tires and requires a tow, there is a towing limit of 150 miles. The dollar limit would not apply to this. The vehicle will be towed to their destination of choice; if the destination exceeds 150 miles they would be charged for the excess mileage. The customer will be informed of any costs prior to service being dispatched. Towing up to 150 miles for two or more flat tires or no workable spare (no mechanical breakdown). You are responsible for any amounts over the \$200 for tire change or 150 miles for tow; and such charges are payable to the service provider at the time of service.

Important: All Authorized Service Providers are independent contractors and not agents or employees of Continental Tire the Americas (CTA). CTA assumes no liability for any damage to your vehicle resulting from the rendering of service or for personal items left in the vehicle. Any claims for personal injury or damage to the property must be submitted to the servicing provider directly. Flat Tire Roadside Assistance is provided by RoadsideProtect, Inc. through Signature's Nationwide Auto Club, Inc.

**Flat Tire Roadside Assistance provides service for most emergency situations but does not include service if: the operator is not with the disabled vehicle (unless you cannot or should not remain with the vehicle for safety reasons); the vehicle was involved in an accident, theft or vandalism; for RV's, fleet vehicles, vehicles off road, trailers, vehicles over 1 ton capacity, or commercial vehicles; the vehicle is at a repair facility or on roads where state/county/provincial service providers have exclusive agreements; vehicle is on roads not regularly maintained including private property; Installation or removal of snow chains, dismounting, repairing, or rotating tires is required. Also excluded: vehicle storage charges, cost of parts and installation, products, materials, impounding and additional labor related to towing; service to vehicles with expired safety inspection, license plate, and/or emission sticker where required by law; service to vehicles that are not in a safe condition to be towed; and service in areas not regularly traveled, such as vacant lots, beaches, open fields or other places that would be hazardous for service.



EMERGENCY TRIP INTERRUPTION COVERAGE*

Emergency Trip Interruption Coverage (the "Program") is extended to you by Continental and administered by Roadside Protect, Inc. Your Program benefits begin post registration and after the effective date on your membership documents. Eligible expenses run for a 36 month period from your original enrollment date ("Benefit Period"). You must be an active member on the date of your trip interruption event.

What is Emergency Trip Interruption Coverage?

The Program benefits will provide reimbursement for eligible trip interruption expenses incurred by you and as defined below ("Eligible Expense") up to a \$200.00 per day maximum, including a total maximum benefit up to \$500.00 annually. **Eligible Expenses are limited to costs you incur for food, transportation, car rental and/or lodging as defined below within the immediate 72 hours following a mechanical breakdown (1) which requires a tow and disables your vehicle for a period lasting a minimum of 24 hours or which requires you to stay overnight before the mechanical repairs can be completed and (2) which occurs at least 50 miles from your primary residence.**

Who is Eligible?

Assistance is extended to you and the registered motor vehicle ("Eligible Vehicle") when you enrolled in the Program. You are allowed up to one claim per Benefit Period. Benefits are not transferable. An Eligible Vehicle means a passenger vehicle or motorcycle less than 10,000 lbs GVWR you have registered with us.

*Restrictions and limitations apply. See Total Confidence Plan brochure for complete coverage details at <https://continentaltire.com/warranty>.

Emergency Trip Interruption Coverage continued

Reimbursement Qualifications

All of the following conditions must be met to qualify for reimbursement:

- You must be driving an Eligible Vehicle.
- You must call for preauthorization at 1-800-993-8473.
- The Eligible Vehicle must be disabled due to a mechanical breakdown which requires a tow as defined below.
- The Eligible Vehicle disablement period must be a minimum of 24 hours or require an overnight stay before repairs can be completed.
- Eligible Expenses are incurred within the immediate 72 hours following the mechanical breakdown which disables your vehicle.
- The Eligible Vehicle disablement must occur at least 50 miles from your primary residence.
- **Requests for reimbursement of Eligible Expenses must be submitted within sixty (60) days of the original date of the mechanical breakdown.**
- Eligible Expenses mean expenses incurred for food purchased from a licensed food vendor (e.g., restaurants, grocery stores, etc.), transportation from a licensed transportation company, car rental from a licensed rental company and lodging purchased from a commercial lodging establishment and are limited to costs you incur within the immediate 72 hours following a mechanical breakdown which disables your vehicle for a period lasting a minimum of 24 hours or which requires you to stay overnight before the repairs can be completed and which occurs at least 50 miles from your primary residence.

What Do I Need to Do to Submit a Request for Reimbursement?

- Submit your written request for reimbursement along with the required documents listed below by email or postal mail within sixty (60) days of the original date of the mechanical breakdown. Requests submitted after 60 days are not eligible for reimbursement.
- **Requests may be sent by:**
 - Email to claims@roadsideprotect.com
 - Postal Mail to:
Roadside Protect, Inc.
PO Box 681459
Schaumburg, IL 60168

What Documents are Required to Submit with my Request?

- Your written request for reimbursement must include the following so that we can contact you, if necessary, for additional or missing information:
 - [Client Name Customer/Membership] Number
 - Your First and Last Name
 - The best way to reach you:
(telephone, email address or postal address)
 - Your complete mailing address
- Authorization number for towing
- The paid repair invoice showing:
 - The name, address and telephone number of the repairing facility
 - The year, make, model and mileage of the disabled vehicle
 - The date and time the vehicle was left for repairs and the date and time the vehicle was ready and back in service
 - The name of the driver/customer that requested and paid for the repairs to the disabled vehicle
 - A description of the mechanical breakdown and the parts and labor required to repair the vehicle
- Receipts for Eligible Expenses incurred during the immediate 72-hour period following the vehicle disablement
- Any other documents as requested to verify the claim

How will I be Reimbursed?

If the documentation submitted is verified and approved, you will receive your reimbursement check promptly by mail.

What are the Exclusions?

The Program will not pay or reimburse for:

- Any costs or expenses you incur related to a non-mechanical breakdown, such as body work caused by an accident.
- Any costs or expenses for the repairs of, or any damage to, the Eligible Vehicle.
- Any costs or expenses you incur resulting from anything other than your vehicle's mechanical breakdown due to workmanship or the failure of parts.
- Requests for reimbursement of non-eligible expenses
- Any costs or expenses you incur related to fraud, abuse, intentional acts, war or hostilities of any kind or arising from illegal activity.
- Any costs or expenses you incur involving alterations made to the Eligible Vehicle or using the Eligible Vehicle in a manner which is not recommended by the manufacturer.
- Any costs or expenses you incur involving damage caused by any outside element including but not limited to theft, vandalism, riot, explosion, lightning, earthquake, freezing, rust or corrosion, windstorm, hail, water or flood.

Program is administered by Roadside Protect, Inc. and Roadside Protect Motor Club in California. Please call us at 1-800-993-8473 or email at claims@roadsideprotect.com for customer service questions..

*Restrictions and limitations apply. See Total Confidence Plan brochure for complete coverage details at <https://continentaltire.com/warranty>.

PASSENGER TIRE AND LIGHT TRUCK DEPTH CONVERSION TABLE TO PERCENTAGE OF WEAR

All numbers to the right designate the percentage of usable tread remaining, used to determine credit due to customer toward the purchase of a replacement tire. The numbers to the left designate the percentage of usable tread worn, to determine customer's charge for a replacement tire.

To obtain the remaining tread depth, take 3 measurements around the tire and average. Locate (below) the tire's original tread depth. Read down and across matching the tire's measured remaining tread depth. Use the percentages shown as a charge and/or credit towards the purchase of a replacement tire.

TREADWEAR CONVERSION TABLE

TREAD DEPTHS IN 32NDS	ORIGINAL TIRE TREAD																			
	9/32	10/32	11/32	12/32	13/32	14/32	15/32	16/32	17/32	18/32	19/32	20/32	21/32	22/32	23/32	24/32	25/32	26/32	27/32	28/32
2/32	100%/0	100%/0	00%/0	00%/0	100%/0	00%/0	100%/0	100%/0	100%/0	100%/0	100%/0	100%/0	100%/0	100%/0	100%/0	100%/0	100%/0	100%/0	100%/0	100%/0
3/32	86%/14	88%/12	89%/11	90%/10	91%/9	92%/8	92%/8	93%/7	93%/7	94%/6	94%/6	94%/6	95%/5	95%/5	95%/5	95%/5	96%/4	96%/4	96%/4	96%/4
4/32	71%/29	75%/25	78%/22	80%/20	82%/18	83%/17	85%/15	86%/14	87%/13	88%/12	88%/12	89%/11	89%/11	90%/10	90%/10	91%/9	91%/9	92%/8	92%/8	92%/8
5/32	57%/43	63%/37	67%/33	70%/30	73%/27	75%/25	77%/23	79%/21	80%/20	81%/19	82%/18	83%/17	84%/16	85%/15	86%/14	86%/14	87%/13	88%/12	88%/12	88%/12
6/32	43%/57	50%/50	56%/44	60%/40	64%/36	67%/33	69%/31	71%/29	73%/27	75%/25	76%/24	78%/22	79%/21	80%/20	81%/19	82%/18	83%/17	83%/17	84%/16	85%/15
7/32	29%/71	38%/62	44%/56	50%/50	55%/45	58%/42	62%/38	64%/36	67%/33	69%/31	71%/29	72%/28	74%/26	75%/25	76%/24	77%/23	78%/22	79%/21	80%/20	81%/19
8/32	14%/86	25%/75	33%/67	40%/60	45%/55	50%/50	54%/46	57%/43	60%/40	63%/37	65%/35	67%/33	68%/32	70%/30	71%/29	73%/27	74%/26	75%/25	76%/24	77%/23
9/32	0%/100	13%/87	22%/78	30%/70	36%/64	42%/58	46%/54	50%/50	53%/47	56%/44	59%/41	61%/39	63%/37	65%/35	67%/33	68%/32	70%/30	71%/29	72%/28	73%/27
10/32		0%/100	11%/89	20%/80	27%/73	33%/67	38%/62	43%/57	47%/53	50%/50	53%/47	56%/44	58%/42	60%/40	62%/38	64%/36	65%/35	67%/33	68%/32	69%/31
11/32			0%/100	10%/90	18%/82	25%/75	31%/69	36%/64	40%/60	44%/56	47%/53	50%/50	53%/47	55%/45	57%/43	59%/41	61%/39	62%/38	64%/36	65%/35
12/32				0%/100	9%/91	17%/83	23%/77	29%/71	33%/67	37%/63	41%/59	44%/56	47%/53	50%/50	52%/48	55%/45	57%/43	58%/42	60%/40	62%/38
13/32					0%/100	8%/92	15%/85	21%/79	27%/73	31%/69	35%/65	39%/61	42%/58	45%/55	48%/52	50%/50	52%/48	54%/46	56%/44	58%/42
14/32						0%/100	8%/92	14%/86	20%/80	25%/75	29%/71	33%/67	37%/63	40%/60	43%/57	45%/55	48%/52	50%/50	52%/48	54%/46
15/32							0%/100	7%/93	13%/87	19%/81	24%/76	28%/72	32%/68	35%/65	38%/63	41%/59	43%/57	46%/54	48%/52	50%/50
16/32								0%/100	7%/93	12%/88	18%/82	22%/78	26%/74	30%/70	33%/67	36%/64	39%/61	42%/58	44%/56	46%/54
17/32									0%/100	6%/94	12%/88	17%/83	21%/79	25%/75	29%/71	32%/68	35%/65	38%/62	40%/60	42%/58
18/32										0%/100	6%/94	11%/89	16%/84	20%/80	24%/76	27%/73	30%/70	33%/67	36%/64	38%/62
19/32											0%/100	6%/94	11%/89	15%/85	19%/81	23%/77	26%/74	29%/71	32%/68	35%/65
20/32												0%/100	5%/95	10%/90	14%/86	18%/82	22%/78	25%/75	28%/72	31%/69
21/32													0%/100	5%/95	10%/90	14%/86	17%/83	21%/79	24%/76	27%/73
22/32														0%/100	5%/95	9%/91	13%/87	17%/83	20%/80	23%/77
23/32															0%/100	5%/95	9%/91	12%/88	16%/84	19%/81
24/32																0%/100	4%/96	8%/92	12%/88	15%/85
25/32																	0%/100	4%/96	8%/92	12%/88
26/32																		0%/100	4%/96	8%/92
27/32																			0%/100	4%/96
28/32																				0%/100
29/32																				0%/100



Dot shows location to make tread depth remaining measurement.

Continental 

Continental Tire the Americas, LLC
P.O. Box 5000
Fort Mill, SC 29716
Consumer Relations: 1.800.847.3349
www.continentaltire.com



Legal Notice

The marks, slogans and logos appearing herein are the property of Continental Tire the Americas, LLC and/or its affiliates.

©Continental Tire the Americas, LLC 2022. All rights reserved.

PLT-CO-CTL-PRODGUIDE